Castel®
Italian technology

产品目录
Products catalogue

产品目录
Products catalogue

对品质的追求成就我们的稳健发展

五十多年来 Castel 公司一直活跃于制冷和空调行业的大舞台，秉持质量第一的经营宗旨，塑造了全球认可的金字招牌。追求高品质在 Castel 具有特殊优先权，并始终贯穿于产品生产的每一个环节。我们拥有 TUV SUD 认证机构签发的 UNI EN ISO 9001:2008 企业质量管理体系证书和多项符合欧盟指令以及欧洲和非欧系质量认证标准的产品证书，充分证明质量管理体系的有效运行。严格遵循当前的安全和环境保护标准，采用高科技生产设备，配以高素质劳动力，打造 Castel 的出众品质。

我们的所有产品均执行严格的质量控制，出厂前全部通过相关测试，可用于制冷、空调市场，以及供其他设备制造商配套使用，并完全适合于目前制冷及工业空调所采用的 HFC 和 HFO 制冷剂。

凭借在碳氟化合物制冷剂市场的丰富经验，Castel 十分自豪地为制冷和空调市场的经营商和制造商提供专为使用天然制冷剂系统设计且经过相关试验的两大系列新产品：碳氢化合物（HC 制冷液）和二氧化碳 (R744)。

FROM QUALITY OUR NATURAL DEVELOPMENT

Active in the industry of Refrigeration and Air Conditioning for fifty-five years, Castel is well-established all over the world as a manufacturer of quality products. Quality is the result of our business philosophy and has a special priority, in every step, all along the production cycle. Evidence of this Quality System approach are the Business Quality System Certification issued by TUV SUD according to UNI EN ISO 9001:2008 standard and several product certifications in conformity with European Directives and European and extra-European Quality Approvals. Labor quality matches product quality: manufacturing is carried out using high-tech machinery and systems that comply with safety and environmental protection standards currently in force.

CASTEL offers to the Refrigeration and Air Conditioning Market and Manufacturers fully tested products suitable with HFC and HFO Refrigerants currently used in the Refrigeration & Air Conditioning Industry.

Based on the experience accrued in the refrigeration market that uses fluorocarbon fluids Castel is proud to present to operators of the Refrigeration and Air Conditioning Market and Manufacturers two wide ranges of products specifically designed and tested to operate on systems that use natural refrigerants: hydrocarbons (HC fluids) e carbon dioxide (R744).

通用销售条款

订单

买方表示完全接受我们的“通用销售条款”

交货

买方承担货物运输的风险,即使交货条款是“工厂交货”。在此类情况下，客户将必须为货物投保。

包装

价格中包括一次性包装的费用，退货时不能退还该部分费用。

交货条款

条款为非强制性条款，而且卖方不承担因延迟产生的费用和责任。交货延迟不能成为解决合同纠纷的理由。

支付条款

汇款只能汇到我们的总部。如果出现支付延迟，我们保留中止或取消挂单的权利。

索赔通知

交货错误的相关索赔应在客户仓库收货后十 (10) 日内进行书面通知。

保修

Castel 公司所有产品的保修期均为 12 个月。在保修期内，如产品或产品零件存在缺陷，我们将会对该产品进行保修。在此情况下，客户需自费将有缺陷的产品返回 Castel 公司，并详细说明缺陷情况。如因客户或第三方安装不当、未按 Castel 公司的相关说明或规定使用等失误而造成的缺陷，本公司一律不予保修。对于缺陷产品，Castel 公司只负责更换存在缺陷的产品或零部件，而不负担任何形式的损失赔偿金。本产品目录上所示的技术数据仅供参考，Castel 公司保留对技术数据做出随时修改的权利，恕不提前通知。

退货

未通过提交索赔程序获得 Castel 的相关批准之前，均不接受退货。

价格

为工厂交货价如果原材料或其他成本以无法维持的方式增长，Castel 保留在“不可抗力”情况下调整价格的权利，恕不另行通知。

争议

对与协议相关的任何争议，米兰法院均享有专属管辖权。

欧洲议会和理事会 2014 年 5 月 15 日第2014/98/EU 号关于压力设备的指令在 CASTEL 制冷产品中的应用

2014/68/EU 指令（被称为 PED 2 或 PED Recast 指令）适用于最大允许压力“PS”高于 0.5 bar 的压力设备及组件的设计、制造及合格评定，此指令中第 1 条第 2 款所列的情况除外。

新的 PED Recast 指令取代先前的 97/23/EC 指令，特别是：

- PED Recast 指令的第 13 条关于压力设备的分类已经于 2015 年 6 月 1 日起生效并且取代先前的 PED 指令 的第 9 条。
- PED Recast 指令的其他所有条款于 2016 年 7 月 19 日起生效，并且取代先前的 PED 指令的所有条款。自该生效之日起，在欧共体成员国中，只有按照 PED Recast 认证，具有 EC 标志的产品才能上市。

下列定义适用于 PED Recast 指令的第 2 条：

- **压力设备：**指容器、管道、安全部件和压力部件。
- **容器：**指设计制造用来盛装承压流体的容器。
- **管道：**指连接在一起构成压力系统，用于输送流体的管道部件。
- **安全部件：**指设计用于保护压力设备不超过允许极限的部件。
- **压力部件：**指具有操作功能并带有承压容器的部件。例如：电磁阀、阀门、指示装置等。
- **组件：**指由制造商组装在一起构成一个功能整体的几个压力设备。
- **最大允许压力 (PS)：**指制造商设计时对设备规定的最大压力。
- **最大/最小允许温度 (TS)：**制造商设计时对设备规定的最大/最小温度。
- **容积 (V)：**指腔室的内部容积，包括喷嘴到第一个连接点或焊接点的容积，永久性内部部件的容积除外。
- **公称尺寸 (DN)：**指对于管道系统的所有部件所通用的尺寸数字表示法。
- **流体：**指单相的气体、液体和蒸气及其混合物。

PED Recast 指令第 4 条和附录 II 中所述的压力设备按类别分类，基于如下确定的危险等级从低到高排列：

- 流体状态
- 流体危险类别
- 设备类型
- 尺寸和潜在能量；V、DN、PS、PS x V、PS x DN

必须满足 PED Recast 指令附录 I 所规定的基本安全要求 。

性能低于或等于 PED Recast 指令第 4 条第 1.a、1.b 和 1.c 点和第 2 款的极限值的压力设备一定不满足附录 I 所规定的基本安全要求，但是必须按照成员国的良好工程规范进行设计和制造，以确保使用安全；这些产品不带有 EC 标志（第 4 条第 3 款）。

在 PED Recast 指令第 13 条，按照其危险程度，流体分为两组：

- **第一组**包括如欧洲议会和理事会条例第 1272/2008 号第 2 条第 7 和 8 点定义的，按照此条例附录 I 第 2 和 3 部分规定的身体或健康危险类别被归类为危险物的物质和混合物。第 13 条第 1.a 点包括一份 18 种危险流体列表（易爆、易燃、氧化、有毒）。
- **第二组**包括第 1.a 点中没有列出的物质和混合物。

如本目录第一章所列的所有 Castel 产品适合与第二组制冷流体中在 EN 378-1:2008 标准的附录 E 中被分类为 A1 的制冷流体一同使用。这些制冷流体包括熟知的 R22、R134a、R404A、R407c、R410A、R507。

如本目录第一章所列的一些 Castel 产品也适合与第一组制冷流体中在 EN 378-1:2008 标准的附录 E 中被分类为 A2L 的制冷流体一同使用。这些制冷流体有 R32、R1234yf。

如本目录第二章所列的 Castel 产品适合与第一组制冷流体中在 EN 378-1:2008 标准的附录 E 中被分类为 A3 的制冷流体一同使用。这些制冷流体包括熟知的 R290、R600、R600a。

欧盟议会和欧盟理事会 2011 年 7 月 8 日第 2011/65/UE 号关于在电气电子设备中限制使用某些有害物质指令的应用

2011/65/UE（被称为 RoHS 2 或 RoHS 2 Recast Directive）指令的目的是防止或限制有害物质在电气和电子设备上的使用，并对废弃电气和电子设备进行环保回收和处理。

2011/65/EU 指令及后续依据 2015/863/EU 指令进行的修订将取代先前的 2002/95/EC 指令，于 2013 年 1 月 3 日起生效。

RoHS 2 指令应适用于属于本指令附录 1 中规定的类别 1、2、3、4、5、6、7、10、11 的 EEE（电子电气设备）。

“大型家用电器”和第 10 类别——“自动售货机”属于指令 2012/19/ UE 附录 2 中规定的第一类别，WEEE-重铸指令 (Recast Directive)——（废弃电子电气设备）将取代先前的指令 2002/96/EC，并于 2014 年 2 月 15 日起生效。附录 2 中罗列了这些产品：

- 大型冷却电器
- 冰箱
- 冷冻机
- 其他用于食品冷藏、保藏和储存的大型家用电器
- 空调设备
- 其他风扇、排气和调节设备
- 用于冷或热瓶和罐的自动售货机

电气、电子设备中限制使用某些有害物质指令 (RoHS) 2 指令第 4 条规定，市场上投放的电子电气设备 (EE)，包括用于维修、再利用、功能更新或扩容的电缆和备件，皆不包含根据 2015/863/EU 指令修订后的附件 2 中所列的下述物质：

- 铅 (0,1%)
- 汞 (0,1%)
- 镉 (0,01%)

- 六价铬 (0,1%)
- 多溴联苯 (PBB) (0,1%)
- 多溴二苯醚 (PBDE) (0,1%)
- 邻苯二甲酸二（2-乙基己基）酯 (DEHP) (0,1%)
- 邻苯二甲酸丁基苄基酯 (BBP) (0,1%)
- 邻苯二甲酸二丁酯 (0,1%)
- 邻苯二甲酸二异丁酯 (0,1%)

上述这些有害物质的使用限制不适用于附录三中所列的应用；在这些应用中，下列例外事项在空调/制冷系统中尤为突出：

- 铅作为一种合金元素，在钢中的最高含量为 0.35%，在铝中的最高含量为0.4%，在铜合金中的最高含量为4%，所有这些含量均按重量计算（豁免期延长至 2019 年 7 月 21 日）
- 在吸收式冰箱中，六价铬作为碳钢冷却系统的防腐剂。

长时间以来，早在 2005 年之前，Castel 公司及其供应商一直仔细调查，以确定其产品或生产过程中是否存在上述有害物质，并主动去除。

在对产品和工艺进行的检查和持续监测结束时，Castel 公司声明其向顾客所提供的所有产品均符合指令 2011/65/UE 中规定的《有害物质限制》。
特定的Castel产品：

1. 不含汞、镉、六价铬、(PBB)、(PBDE)、(DEHP)、(BBP)。
2. 根据 RoHS 2 指令的附录 3，在公认范围内，包含铅作为钢、铝、铜合金中的合金元素。

Castel 还声明其向顾客所提供的所有产品，包括电子电气设备中使用的组件/备用备件将：

- 根据指令 2011/65/UE 第 15 条中的要求，不带有 CE 标志
- 根据同一指令的附录 6，不具有书面符合性声明

根据第 7 章-第 Q7.3 段、第 8 章第 Q8.5 段中的规定，欧盟委员会于 2012 年 12 月 12 日所发布的 RoHS 2 常见问题指南。

欧洲议会和理事会 2006 年 12 月 18 日第 1907/2006/EC 号关于化学品注册、评估、许可和用限制的法规在 CASTEL 制冷产品中的应用

关于化学品注册、评估、许可和限制的欧洲法规 1907/2006/EC，即 REACH 法规，于 2007 年 5 月 29 日在 GUCE L136 上发布，并于 2007 年 6 月 1 日在欧盟实施。该法规要求所生产或进口到欧洲的化学物质都要在欧洲化学品管理局 (ECHA) 进行预注册和注册。
长时间以来，Castel 公司一直在研究这部新法规的内容和目的。公司这样做的目的是根据 REACH 法规确定其在供应链中的准则以及必须履行的义务。

Castel 不是物质“制造商”也不是物质“进口商”，因此，公司没有义务进行预注册和/或注册。

Castel 不是制剂“制造商”也不是制剂“进口商”，因此，公司不必为客户提供有关所含物质注册的信息或有关安全的信息。

Castel 不是含有在常规和合理可预见的使用情况下有意释放出来的物质的物品“制造商”或“进口商”（REACH 法规的第 7.1 条），因此，公司没有义务对这些物质进行预注册和/或注册。

对于其供应商而言，Castel 是物质、制剂和物品的“下游用户”，将其用于其制造工艺和产品中。长时间以来，公司及其物质/制剂供应商一直仔细调查，以确定：

- 他们熟知 REACH 法规的内容和目的
- 他们在努力履行法规规定的属于他们的义务
- 他们保证未来也能够不断为我们供货

对于客户而言，Castel 是物品“制造商”，按照该规定，公司始终验证其产品：

- 根据 REACH 法规第 67 条，附录 XVII 中列出的限用物质没有以不符合限制的方式进行使用
- 附录 XIV 候选清单和授权物质清单中列出的高度关注物质 (SVHC) 在我们供应给您的物品中质量不超过 0.1%（0.1% 的阈值与物品的总重量相关），并且同时满足 REACH 法规第 7.2 条规定的所有条件。根据 REACH 法规第 33 条，若情况属实，我公司有义务及时与客户沟通，确保提供足够的信息以保障安全使用。如需关于新增 SVHC 候选清单的更多信息，请访问下列网站：http://echa.europa.eu/chem_data/candidate_list_table_en.asp of ECHA European Agency.

欧洲议会和理事会 2014 年 4 月 16 日第 517/2014 号关于含氟温室气体（含氟气体）的指令在 CASTEL 制冷产品中的应用

欧盟第 517/2014 号关于含氟温室气体的法规（被称为含氟气体法规）由欧洲共同体官方公报 L150 于 2014 年 5 月 20 日发布，于 2015 年 1 月 1 日起生效并且取代先前的第 842/2006 号法规。
新法规分为三个主题，包括下列章节。

- 第 II 章：遏制
- 第 III 章：投放市场和控制使用
- 第 IV 章：减少氢氟碳化合物投放市场量

遏制

第 4 条规定内有含氟温室气体量不小于 5 吨 CO2 当量的设备的经营商必须保证检查设备是否泄漏。应进行检查的空调和制冷设备如下：固定式制冷设备、固定式空调设备、固定式热泵、卡车和拖车的制冷机组。内有含氟温室气体量不小于 10 吨 CO2 当量的密封设备只要贴上“密封”标签，就不需要进行泄漏检查。

投放市场和控制使用

关于投放市场的限制：第 11 条规定在附录 III 中列出的产品和设备应从下文列出的日期起禁止投放市场。禁止使用条款适用的制冷和空调设备有：

产品说明	禁止使用的日期
家用冰箱和冰柜，含有 GWP ≥ 150 的 HFC	01/01/2015
商用冰箱和冰柜（密封设备），含有 GWP ≥ 2500 的 HFC	01/01/2020
商用冰箱和冰柜（密封设备），含有 GWP ≥ 150 的 HFC	01/01/2022
固定式制冷设备，含有 GWP ≥ 2500 的 HFC，但设计用于 T < -50 °C 的设备除外	01/01/2020
商用多联中央制冷系统，额定冷量 ≥ 40 kW，含有 GWP ≥ 150 的 HFC，但可能使用 GWP <1500 的 HFC 的级联系统的一次回路除外。	01/01/2022
移动式空调设备（密封设备），含有 GWP ≥ 150 的 HFC	01/01/2020
单台分体式空调系统，含有少于 3 Kg，GWP ≥ 750 的 HFC	01/01/2025

控制使用：第 13 条规定从 2020 年 1 月 1 日起，制冷剂量不小于 40 吨 CO2 当量的制冷设备的运行或维护应禁止使用 GWP ≥ 2500 的氢氟碳化合物 (HFC)。此禁止使用条款不适用于设计用于 T < -50 °C 的设备。对于按照第 12 条款标记的 GWP ≥ 2500 的再生 HFC 和执行维护时从同一个设备回收的 GWP ≥ 2500 的 HFC，禁止使用日期推迟至 2030 年 1 月 1 日。

减少氢氟碳化合物投放市场量

第 15 条规定制造商和进口商每年授权投放到欧盟市场的氢氟碳化合物量不得超过附录 V 规定的最大量。如果 2015 年承认的最大量为 100%，附录 V 预计最大投放市场量将逐步减少，到 2030 年将减少至 21%。从 2017 年 1 月 1 日起，预装有氢氟碳化合物的制冷、空调和热泵设备，只有满足附录 V 规定的最大量要求时，才可以投放到市场。第 16 条规定欧盟委员会每年在当年规定的最大量范围内，对遵守该法规的制造商分配可投放市场的氢氟碳化合物配额。

我们认为制冷行业即将因为含氟气体法规的实施发生巨大变化，空调行业也是如此，但程度较轻。在制冷行业中被视为最主要的两种制冷剂，即 R404A（根据 AR4，GWP = 3922）和 R507（根据 AR4，GWP = 3985），预计在几年内用量锐减，直至完全消失。鉴于家用制冷和汽车空调领域目前的变化，R134a（根据 AR4，GWP = 1430）的使用也势必下降。另外，考虑到法规附录 III 所述的设备，预计也将缩减使用两种传统的空调制冷剂，即 R407C（根据 AR4，GWP = 1774）和 R410A（根据 AR4，GWP = 2088）。
Castel 立即采取行动解读新法规的内容和目的，以确认 Castel 产品与大多数制造商供应的新型流体制冷剂的相容性，这些新型流体制冷剂用于取代即将禁止使用的传统氢氟碳化合物。
过去两年里，Castel 特别针对天然制冷剂的使用推出了两个产品系列：一个系列用于 CO2，具有不同操作压力可以选择，另一个系列用于碳氢化合物（R290、R600、R600a）。2015 年，Castel 对其标准产品成功进行了相容性试验。这些产品通常使用传统的氢氟碳化合物制冷剂，目前有一系列新制冷剂被推荐用于代替传统制冷剂，特别是：

- 单组分氢氟碳化合物，例如：R32
- 单组分碳氟烯烃（HFO），例如：R1234yf 和 R1234ze
- HFC / HFO 混合物，例如：R448A、R449A、R450A、R452A

GENERAL SALES CONDITIONS

Orders

The purchaser confirms his fully acceptance of our "General Sales Conditions".

Delivery

Goods travel at the risk of the buyer, even if delivery terms are "ex works". Customers will have to insure goods and case they wish.

Packing

Disposable packing is included in the price and will not be credited if returned.

Terms of Delivery

Terms are not mandatory and no charges for delay or responsibility will be accepted by the seller. Delay in deliveries will not be cause for contract resolutions.

Terms of Payment

Remittances should be done to our Head Office only. In case of payment delays we reserve our right to interrupt or cancel the fulfilment of the pending orders.

Notice of Claims

Claims concerning wrong deliveries of goods must be informed - by written - within ten (10) days from reception of delivery in the customer's warehouses.

Guarantee

Castel products are guaranteed for 12 months. This only includes those products or parts of products which have defects within the guarantee period. The client will send goods back to his costs with a detailed description of the claimed defects. The guarantee is not recognized when the defect claimed is due to client's mistakes or wrong installations, or application is not allowed by the technical indications supplied by Castel. In case of defects of the products Castel will only replace the defective goods and will not refund any kind of damages of any types. Castel reserves to bring variations of charges to its own products without any notice and in any moment.

Returned Goods

Not returns of goods are accepted without obtaining a proper Castel authorisation by submissions of a Claim Code.

Prices

Are ex works. Castel reserves the right to modify without notice its prices in :'Force Majeur" cases if costs of raw materials or other costs increase in an unsustainable measure.

Disputes

For any dispute arising in connection with the agreements the courts of Milan shall have exclusive jurisdiction.

IMPLEMENTATION OF EUROPEAN PARLIAMENT AND EUROPEAN COUNCIL DIRECTIVE 2014/68/EU DATED 15 MAY 2014, CONCERNING PRESSURE EQUIPMENT TO CASTEL REFRIGERATION PRODUCTS

Directive 2014/68/EU (PED Recast) applies to the design, manufacture and conformity assessment of pressure equipment and assemblies with a maximum allowable pressure "PS" greater than 0,5 bar excluding the cases listed in Article 1, Section 2 of the Directive.

The revised PED Recast Directive repeals previous Directive 97/23/EC. More specifically:

- Article 13 of the PED Recast Directive, regarding the classification of pressure equipment, came into force as of 1 June 2015 and repeals Article 9 of the previous PED Directive
- All other articles of the PED Recast Directive are in force as of 19 July 2016, repealing all articles of the previous PED Directive. As of this date, in the Member States of European Community, it will be possible to place on the market only pressure equipments CE marked according to PED Recast.

The definitions below shall apply for the purposes of Article 2 of Directive PED Recast:

- **Pressure equipment :** vessels, piping, safety accessories, and pressure accessories
- **Vessel :** a container designed and built to keep fluids under pressure.
- **Piping :** piping components intended for the transport of fluids, when connected together to form a pressure system.
- **Safety accessories :** devices designed to protect pressure equipment from exceeding the admissible limits.
- **Pressure accessories :** devices with an operational function and including pressure-bearing containers. For example: solenoid valves, valves, indicators.
- **Assemblies :** several pieces of pressure equipment assembled by a manufacturer to constitute an integrated and functional set.
- **Maximum admissible pressure (PS) :** the maximum pressure the equipment is designed for, as specified by the manufacturer.
- **Maximum/minimum allowable temperature (TS) :** the maximum/minimum temperatures the equipment is designed for, as specified by the manufacturer.
- **Volume (V) :** the internal volume of a chamber, including the volume of nozzles to the first connection or weld and excluding the volume of permanent inner parts.
- **Nominal size (DN) :** numerical designation of size, which is common to all components in a piping system.
- **Fluids :** gases, liquids and vapours in pure form as well as mixes thereof.

Pressure equipments referred to in Article 4 and subsequent Annex II to Directive PED Recast are classified by categories according to ascending level of hazard, on the basis of:

- State of the fluid
- Hazard classification of the fluid
- Type of equipment
- Dimensions and energetic potential; V, DN, PS, PS x V, PS x DN

and must comply with the Essential Safety Requirements as set out in Annex I of PED Recast Directive.

Pressure equipment whose characteristics are below or equal to the limits in Article 4, points 1.a, 1.b and 1.c and section 2 of Directive PED Recast must not comply with the Essential Safety Requirements as set out in Annex I, but must be designed and manufactured in accordance with the sound engineering practice in a Member State in order to guarantee safe use; these products needn't bear EC marking (Article 4, Paragraph 3).

In Article 13 of Directive PED Recast, fluids are classified, according to level of their hazard, in two groups:

- **Group 1** includes substances and mixtures, as defined in points 7 and 8 of Article 2 of EC Regulation No 1272/2008, that are classified as hazardous in accordance with physical or health hazard classes as laid down in Parts 2 and 3 of Annex I to that Regulation. A list of 18 classes of hazardous fluids is included in point 1.a of Article 13 (explosive, flammable, oxidizing, toxic).
- **Group 2** includes substances and mixtures not listed on point 1.a

All Castel products, listed in the first chapter of this Catalogue, are suitable for using with refrigerant fluids belonging to Group 2, classified under A1 in Annex E of standard EN 378-1:2008. These fluids include also well-known substances like: R22 ; R134a ; R404A ; R407C ; R410A ; R507.

Some Castel products, listed in the first chapter of the Catalogue, are also suitable for use with refrigerant fluids belonging to Group 1, classified under A2L in Annex E of standard EN 378-1:2008. These fluids are: R32 ; R1234yf.

Castel products, listed in the second chapter of this Catalogue, are suitable for use with refrigerant fluids belonging to Group 1, classified under A3 in Annex E of standard EN 378-1:2008. These fluids include also well-known substances like: R290 ; R600 ; R600a.

APPLICATION OF DIRECTIVE 2011/65/UE OF THE EUROPEAN PARLIAMENT AND OF THE COUNCIL, OF 8 JULY 2011, ON THE RESTRICTION OF THE USE OF CERTAIN HAZARDOUS SUBSTANCES IN ELECTRICAL AND ELECTRONIC EQUIPMENT TOWARDS CASTEL REFRIGERATION PRODUCTS

The purpose of Directive 2011/65/EU, the so called RoHS 2 or RoHS Recast Directive, is to prevent or restrict the use of hazardous substances in electrical and electronic equipment and to contribute to the environmentally sound recovery and disposal of waste electrical and electronic equipment.

Directive 2011/65/EU, and subsequent amendments made by Directive 2015/863/EU, replaces the previous Directive 2002/95/EC that is repealed with the effect from 3 January 2013.

RoHS 2 Directive shall apply to EEE (Electrical and Electronic Equipment) falling under the categories 1, 2, 3, 4, 5, 6, 7, 10, 11 set out in Annex 1 of the same Directive.

The equipment proper to the first category -"**Large household appliances**" , and to the 10th category-"**Automatic dispensers**" , are set out in Annex 2 of Directive 2012/19/EU, WEEE-Recast Directive (Waste electrical and electronic equipment) that replaces the previous Directive 2002/96/EC, repealed from 15 February 2014. The list of Annex 2 shows these products:

- Large cooling appliance
- Refrigerators
- Freezers
- Other large appliances used for refrigeration, conservation and storage of food
- Air conditioner appliances
- Other fanning, exhaust ventilation and conditioning equipment
- Automatic dispenser for hot or cold bottles and cans

Article 4 of RoHS 2 Directive establishes that EEE placed on the market, including cable and spare parts for its repair, its reuse, updating of its functionalities or upgrading of its capacities, do not contain the following substances listed in Annex 2, as amended by Directive 2015/863/EU:

- Lead – (0,1%)
- Mercury – (0,1%)
- Cadmium – (0,001%)

- Hexavalent chromium – (0,1%)
- Polybrominated biphenyls (PBB) – (0,1%)
- Polybrominated diphenyl ethers (PBDE) – (0,1%)
- Bis(2-ethylhexyl) phthalate (DEHP) (0,1 %)
- Butyl benzyl phthalate (BBP) (0,1 %)
- Dibutyl phthalate (DBP) (0,1 %)
- Diisobutyl phthalate (DIBP) (0,1 %)

The restriction of use of these hazardous substances shall not apply to the applications listed in Annex 3; among these applications the following exceptions are particularly interesting in air conditioning / refrigerating systems:

- Lead as an alloying element in steel containing up to 0,35% lead by weight, aluminium containing up to 0,4% lead by weight and as a copper alloy containing up to 4% lead by weight (exemption extended until 21 July 2019)

For a long time, before year 2005, Castel Company has started a careful inquiry, together with its suppliers, to identify the presence or not of the above-mentioned hazardous substances, either in its own products or in its own production processes, and to remove them progressively.

At the end of this wide examination and continuously monitoring its products and processes, Castel Company may declare that all the products supplied to its customers are compliant to the Restriction on Hazardous Substances, as defined in the Directive 2011/65/EU.

Specially Castel products:

1. Do not contain mercury, cadmium, hexavalent chromium, (PBB), (PBDE), (DEHP), (BBP), (DBP), (DIBP)
2. Contain lead as an alloying element in steel, aluminium and copper alloys within the accepted limits according to the Annex 3 of RoHS 2 Directive.

Castel also declares that all the products supplied to its customers, since **components / spare parts** used in EEE do not have:

- to be CE marked, as requested in article 15 of Directive 2011/65/EU
- a Declaration of Conformity, written according to Annex 6 of the same directive.

as specified in Chap. 7 – par. Q7.3 and in Chap. 8 par. Q8.5 of the RoHS 2 FAQ Guidance published by European Commission, dated 12/12/2012.

APPLICATION OF REGULATION 1907/2006/EC OF THE EUROPEAN PARLIAMENT AND OF THE COUNCIL, OF 18 DECEMBER 2006, ON THE REGISTRATION, EVALUATION, AUTHORISATION AND RESTRICTION OF CHEMICALS (REACH) TOWARDS CASTEL REFRIGERATION PRODUCTS

The European Regulation 1907/2006/EC concerning the **R**egistration, **E**valuation, **A**uthorization and **R**estrictions of **C**hemicals, the so called REACH Regulation, was published on GUCE L136 dated 29 May 2007 and came into force in the European Union on the 1st June 2007. This Regulation requires to pre-register and register chemical substances produced or imported into **E**urope at the **E**uropean **A**gency for **C**hemicals (ECHA).

Castel investigates for a long time about the contents and the aims of this new law. The purpose of our company is to define its rules in the supply chain and the possible obligations we have to fulfil to, according to the REACH Regulation.

Castel is not a "manufacturer" or an "importer" of substances and so the company has not the obligation to pre-register and/or register.

Castel is not a "manufacturer" or an "importer" of preparations and so the company has not to give to its customers either information about registrations of the contained substances or information about safety.

Castel is not a "manufacturer" or an "importer" of articles that have substances intended to be realised during normal and reasonable foreseeable conditions of use (Art. 7.1 of REACH) and so the company has not the obligation to pre-register and/or register these substances.

For its suppliers, Castel is a "downstream users" of substances, preparations and articles, used in its own manufacturing processes and in its own products. For a long time our Company has started, together with its suppliers of substances/preparations and articles, a careful inquiry to verify that:

- They well know the contents and the aims of REACH Regulation
- They are working to fulfil the obligations pertaining to them , foreseen by the Regulation
- They guarantee us smooth continuity of their supplies also in the future

For its customers, Castel is a "manufacturer" of articles and in this rule our company is constantly engaged to verify that in its products:

- The restricted substances listed in Annex XVII are not used in a manner not conform to restrictions, in compliance with to Art. 67 of REACH
- The SVHC, **S**ubstances of **V**ery **H**igh **C**oncern, listed in the Candidate List and in the Authorisation List of Annex XIV; are not present in the articles we supply you in more than 0,1% mass/mass. (the 0,1% threshold relates to the total weight of the articles) and simultaneously satisfied all the conditions listed in Art. 7.2 of REACH. If this case happens our company binds itself to communicate it in time to its own customers, ensuring sufficient information to safety use, according to Art. 33 of REACH. To obtain further information about the new SVHC Candidate List , please visit the following web site http://echa.europa.eu/chem_data/candidate_list_table_en.asp of ECHA European Agency.

IMPLEMENTATION OF EUROPEAN PARLIAMENT AND EUROPEAN COUNCIL DIRECTIVE EU N° 517/2014 DATED 16 APRIL 2014 ON FLUORINATED GREENHOUSE GASES (F-GAS) TO CASTEL REFRIGERATION PRODUCTS

European Regulation EU No. 517/2014 on fluorinated greenhouse gases, the so called F-Gas Regulation, was published in the Official Gazette of the Economic Community L150 dated 20 May 2014 and became into force in the European Union on the 1st January 2015, repealing previous Regulation EC No 842/2006.

The new regulation is divided into three main topics and includes the following chapters.

- Chapter II: Containment
- Chapter III: Release onto the market and control of use
- Chapter IV: Reduction of the quantity of hydrofluorocarbons released onto the market

Containment

Article 4 states that the operators of equipments that contain fluorinated greenhouse gases in quantities not smaller than 5 tonnes of CO2 equivalent must assure that the equipment is checked for leaks. The conditioning and refrigerating equipment to be checked is as follows: stationary refrigeration equipment, stationary air-conditioning equipment, stationary heat pumps, refrigeration units of trucks and trailers. Hermetically sealed equipment that contains fluorinated greenhouse gases in quantities smaller than 10 tonnes of CO2 equivalent, shall not be subject to leak checks, provided that they are labelled as hermetically sealed.

Release onto the market and control of use

Restriction on the release onto the market: Article 11 states that the release onto the market of products and equipment listed in Annex III, shall be prohibited from the date specified here below. Refrigeration and air-conditioning equipment subject to the prohibition are:

Product Description	Date of prohibition
Domestic refrigerators and freezers that contain HFCs with GWP ≥ 150	01/01/2015
Refrigerators and freezers for commercial use (hermetically sealed equipment) that contain HFCs with GWP ≥ 2500	01/01/2020
Refrigerators and freezers for commercial use (hermetically sealed equipment) that contain HFCs with GWP ≥ 150	01/01/2022
Stationary refrigeration equipment that contains HFCs with GWP ≥ 2500, except equipment designed to work at T < -50 ° C	01/01/2020
Multipack centralised refrigeration systems for commercial use with rated capacity ≥ 40 kW that contain HFCs with ≥ 150, except primary circuit of cascade systems where HFCs with GWP <1500 may be used.	01/01/2022
Movable air-conditioning equipment equipment (hermetically sealed equipment) that contain HFCs with GWP ≥ 150	01/01/2020
Single split air-conditioning systems containing less than 3 Kg of HFCs with GWP ≥ 750	01/01/2025

Control of use: Article 13 states that the use of HFCs with GWP ≥ 2500 to service or maintain refrigeration equipment with a refrigerant load ≥ 40 tonnes of CO2 equivalent, shall be prohibited from 1 January 2020. This prohibition shall not apply to equipments designed to work at T < -50 ° C. The ban is postponed to 1 January 2030 for regenerated HCFs with GWP ≥ 2500, labelled in accordance with Article 12, and for recycled HCFs with GWP ≥ 2500, drained from the same equipment under maintenance.

Reduction of the quantity of hydrofluorocarbons released on the market

Article 15 provides that the quantity of HFCs that manufacturers and importers are entitled to release onto the market in the European Union each year must not exceed the maximum quantity indicated in Annex V. If 100% is the maximum quantity admitted in 2015, Annex V foresees a gradual reduction of the maximum marketable quantity up to 21% in 2030. From 1 January 2017 also refrigeration, air-conditioning and heat pump equipment preloaded with HFCs can only be released onto the market if they fall into the maximum quantities provided for by Annex V. Article 16 provides that the European Commission assigns every year to the manufacturers that comply with the Regulation, HFCs quotas that can be released onto the market, within the maximum quantity defined for that year.

We believe that the F-Gas Regulation will soon lead to great changes in refrigeration and, to a lesser extent, also in air-conditioning. The use of two refrigerants that are considered as primary in the refrigeration industry, R404A (GWP = 3922 according to AR4) and R507 (GWP = 3985 according to AR4), is expected to fall sharply within a few years until it disappears completely. The use of R134a (GWP = 1430 according to AR4) is also set to drop because of the current changes in domestic refrigeration and automotive air-conditioning. The use of the two traditionally refrigerants for air conditioning, R407C (GWP = 1774 according to AR4) and R410A (GWP = 2088 according to AR4) is expected to shrink considering the equipments mentioned in Annex III of the Regulation.

Castel took immediate steps to understand the contents and purposes of the new legislation in order to check the compatibility of its products with the new fluid refrigerants that are offered by most manufacturers as alternatives to traditional HFCs that are going to be banned.

In the last two years Castle has already presented two specific product lines for use with natural refrigerants: a product line for CO2, with different operating pressures, a product line for hydrocarbons (R290, R600, R600a)

In 2015, Castel has conducted successful compatibility tests on its standard products, which normally use traditional HFC refrigerants, with a series of new refrigerants proposed as alternatives to traditional ones, in particular:

- single-component HFCs, like: R32
- single-component HFO, like: R1234yf and R1234ze
- HFC / HFO mixtures like: R448A, R449A, R450A, R452A

产品目录
GE-ED 01/2017 - SC/EN/

产品目录
GE-ED 01/2017 - SC/EN/

外部泄露

提交本目录中所示的所有产品并且令其逐一接受密封性测试以及特定功能测试。测试期间可测的外部泄漏容许值，符合下述标准的要求：

- EN 12178:2003 - 制冷系统和热泵
  液位指示装置 - 要求、测试和标记
- EN 12284:2003 - 制冷系统和热泵
  阀门 - 要求、测试和标记
- EN 14276-1:2011 - 制冷系统和热泵用压力设备
  第1部分：船舶 - 一般要求
- EN 16084:2011 - 制冷系统和热泵
  部件和接头的密封性限制

耐压实验

对本手册中展示的相关产品进行液压试验时，遵循 97/23/EC 指令的规定，保证压力强度至少为 1.43 x PS。

遵照 EN 378-2:2008 标准，Castel 的所有氟利昂 (HCFC)，氢氟碳化物 (HFC)，次氟酸 (HFO)，碳氢化合物 (HC) 和亚临界 R744 产品，如进行爆裂试验，可保证压力强度至少达到 3 x PS。

所有 Castel 的跨临界 R744I 产品，如进行爆裂试验，可保证压力强度至少达到 2.5 x PS。

对本手册中展示的相关产品进行爆破试验时，遵循 UL 207: 2009 标准的规定,保证压力强度至少为 5 x PS。

Castel 产品的连接方式

Castel 产品为客户提供了多种可选的连接方式，主要有喇叭口螺纹连接 (SAE) 和焊接连接 (ODS) 两种方式。

表 1 列出了 Castel 代码和英制（英寸）的换算关系，是国际通用代码。

表 2 列出了 Castel 代码和公制（毫米）的换算关系。

目前用于 Castel 产品的连接方式说明。

1) 螺纹连接

它们有三种不同的类型：

SAE 扩口（喇叭口）

直螺纹接头（根据 SAE J513-92; ASME B1.1-89），使用合适的螺母与带有合适喇叭端的铜管连接（见表 3）。

NPT（布立格螺纹）

锥形螺纹接头（根据 ASME B1.20.1-92），用于将管接件、阀门、安全阀连接到容器或钢管上。

FPT（内管螺纹）

内螺纹直接头（根据 UNI ISO 228/1），在液压系统中将管接件或阀门连接到容器或钢管上（见表 4）。

2) 焊接连接

有四种类型，可用于英制以及公制连接：

ODS（或 ODF）

用于铜管的内连接焊接接头。标示的大小与所要连接铜管的外径对应。

例如：1/2” ODS 焊接接头适合内接外径为 1/2” 的铜管

ODM

用于铜管的外连接焊接接头。标示的大小与所要连接铜管的外径对应。

例如：16 ODM 焊接接头通过一个两端内径均为 16 mm 的铜套管（此例中为 CASTEL 7700/M16）焊接连接。

IDS

用于铜管的外连接焊接接头。标示的大小与所要连接铜管的内径对应。

例如：10 IDS 焊接接头适合外接内径为 10 mm 的铜管。

W

用于钢管的焊接接头。标示的大小与所要连接钢管的外径对应。

例如：通过对接焊，76.1 W 焊接接头适合与外径为 76.1 mm 的钢管连接。

EXTERNAL LEAKAGE

All the products illustrated in this Catalogue are submitted, one by one, to tightness tests as well as specific functional tests. The allowable external leakage, measurable during the test, complies with the requirements of standards:

- EN 12178: 2003 – Refrigerating systems and heat pumps
  Liquid level indicating devices - Requirements, testing and marking
- EN 12284: 2003 – Refrigerating systems and heat pumps
  Valves - Requirements, testing and marking
- EN 14276-1: 2011 – Pressure equipment for refrigerating systems and heat pumps
  Part 1: Vessels – General requirements
- EN 16084: 2011 – Refrigerating systems and heat pumps
  Qualification of tightness of components and joints

PRESSURE CONTAINMENT

All Castel products, if submitted to hydrostatic test, guarantee a pressure strength at least equal to 1,43 x PS in compliance with the Directive 2014/68/EU.

All Castel products for HCFC, HFC, HFO, HC and subcritical R744, if submitted to burst test, guarantee a pressure strength at least equal to 3 x PS according to the EN 378-2:2008 Standard.

All Castel products for transcritical R744, if submitted to burst test, guarantee a pressure strength at least equal to 2,5 x PS.

A great number of Castel products can guarantee a higher pressure strength, equal to 5 x PS according to the Standard UL 207: 2009.

CONNECTIONS OF CASTEL PRODUCTS

Castel products can be supplied with different connections. In particular Castel products are produced either with threaded connections or solder connections.

Table 1 shows the equivalence between Castel codes and dimensions in inches. These codes are commonly used in the international market.

Table 2 shows the equivalence between Castel codes and dimensions in millimetres.

DESCRIPTION OF CONNECTIONS THAT ARE CURRENTLY USED FOR CASTEL PRODUCTS.

1) THREADED CONNECTIONS

They can be of three different types:

FLARE

Straight threaded connection (according to SAE J513-92; ASME B1.1-89) for junction to a copper pipe with a suitable flared end, using a right nut (see Table 3).

NPT

Taper threaded connection (according to ASME B1.20.1-92) to joint fittings, valves, safety valves to vessel or steel pipes.

FPT

Straight female threaded connection (according to UNI ISO 228/1) used in the hydraulic system to joint fittings or valves to vessel or steel pipes (see table 4).

2) SOLDER CONNECTIONS

They can be of four different types and can fit pipes with diameter both in inches and in
millimetres:

ODS (or ODF)

Female solder connection for copper tubes. The indicated size corresponds to the outer diameter of the copper tube which to joint.

F.e.: 1/2” ODS solder connection suitable to receive inside a copper pipe with a 1/2” outer diameter

ODM

Male solder connection for copper tubes. The indicated size corresponds to the outer diameter of the copper tube which to joint.

F.e.: 16 ODM solder connection suitable to joint a copper pipe with a 16 mm outer diameter, by means of an M16 female/female copper sleeve.

IDS

Male solder connection for copper tube. The indicated size corresponds to the inner diameter of the copper tube which to joint.

F.e.: 10 IDS solder connection suitable to receive outside a copper pipe with an 10 mm inner diameter)

W

Solder connection for steel pipes. The indicated size corresponds to the external diameter of the steel pipe which to joint.

F.e.: 76,1 W solder connection suitable to connect a steel pipe with a 76,1 mm external diameter, by means of butt welding.

产品目录
GE-ED 01/2017 - SC/EN/

适合碳氢化合物制冷剂的产品

本目录所示的适合碳氢化合物制冷剂的产品可以与下列制冷流体一起使用：R290（丙烷）、R600（丁烷）和 R600a（*异丁烯）。
按照 EN 378-1: 2008 + A1 标准，这些制冷流体被归类为易燃流体，适合安全组 A3。
前述产品必须仅用于符合 EN 60335 系列关于易燃制冷流体的法规的制冷系统。
仅可由具有在含易燃碳氢化合物的制冷系统上作业资格的授权人士执行安装、维护和维修工作。

PRODUCTS SUITABLE FOR HYDROCARBONS REFRIGERANTS

The products for hydrocarbons refrigerants shown in this catalogue can be used with the following refrigerant fluids: R290 (propane), R600 (butane) and R600a (isobutane).
These refrigerants are classified as flammable fluids proper to Safety Group A3 according to EN 378-1: 2008 + A1 Standard.
The aforesaid products must be used solely on refrigerating systems that are in compliance with regulations about flammable refrigerant fluids (series EN 60335).
Only authorized persons, qualified to work on refrigerating systems containing flammable hydrocarbons, may do installation, maintenance and repair.

表 1 - CASTEL 代码与英寸尺寸之间的等效值 TABLE 1 - Equivalence between Castel codes and dimensions in inches	
Castel 代码 Castel code	尺寸 Dimension [in]
…./1	1/8"
…./2	1/4"
…./2,5	5/16"
…./3	3/8"
…./4	1/2"
…./5	5/8"
…./6	3/4"
…./7	7/8"
…./8	1"
…./9	1" 1/8
…./11	1" 3/8
…./13	1" 5/8
…./17	2" 1/8
…./21	2" 5/8
…./24	3"
…./25	3" 1/8
…./28	3" 1/2
…./29	3" 5/8
…./33	4" 1/8
…./34	4" 1/4

F.e.: 1098/7 - 电磁阀，焊接接头直径为 7/8”。
F.e. : 1098/7 - solenoid valve with solder connection with Ø = 7/8"

表 2 - CASTEL 代码与毫米尺寸之间的等效值 TABLE 2 - Equivalence between Castel codes and dimensions in millimeters	
Castel 代码 Castel Code	尺寸 Dimension [mm]
…./M6	6
…./M10	10
…./M12	12
…./M15	15
…./M18	18
…./M22	22
…./M28	28
…./M42	42
…./M64	64

F.e.: 4411/M42A - 干燥过滤器，配有可更换抗酸滤芯，焊接接头直径为 42 mm
F.e. : 4411/M42A - filter drier with replaceable anti-acid solid core with solder connection with Ø = 42 mm.

表 3 - 扩口连接 TABLE 3 - Flare Connection			
Castel 代码 Castel Code	扩口 FLARE	适合铜管 Suitable for copper tube	螺纹 Thread
…./2	1/4"	Ø 1/4"	7/16" - 20 UNF
…./2.5	5/16"	Ø 5/16"	1/2" - 20 UNF
…./3	3/8"	Ø 3/8"	5/8" - 18 UNF
…./4	1/2"	Ø 1/2"	3/4" - 16 UNF
…./5	5/8"	Ø 5/8"	7/8" - 14 UNF
…./6	3/4"	Ø 3/4"	1.1/16" - 14 UNS
…./7	7/8"	Ø 7/8"	1.1/4" - 12 UNF
…./8	1"	Ø 1"	1.3/8" - 12 UNF

表 4 - FPT 连接方式 TABLE 4 - FPT Connection	
Castel 代码 Castel Code	螺纹 Thread
…./01	G 1/8"
…./02	G 1/4"
…./03	G 3/8"
…./04	G 1/2"
…./06	G 3/4"
…./08	G 1"
…./010	G 1.1/4"
…./012	G 1.1/2"
…./016	G 2"
…./020	G 2.1/2"
…./024	G 3"

Castel
Italian technology

1 Vibration absorbers series 7690 - connections from 3/8"ODS to 4.1/4"ODS
2 Check valves series 31 - connections from ¼"FLARE to 2.1/8"ODS
3 Oil separators series 55 - connections from ½"ODS to 2.1/8"ODS
4 Valves series 60,61,62,63,64 - connections from ¼"FLARE to 7/8"ODS
5 Changeover devices series 3032 - connections from ½"NPT to 1.1/4"NPT
6 Safety valves series 3030 and 3060 - connections from ¼"NPT to 1"NPT
7 Ball valves series 659 - connections from ¼"ODS to 4.1/4"ODS
8 Filter driers series 41,42,43,44../A,46 - connections from 1/4"SAE to 2.5/8"ODS
9 Solid core series 4490 and 4491
10 Solenoid valves series 10 and 11 - connections from ¼"SAE to 1.5/8"ODS
11 Moisture liquid indicators series 37 and 39 - connections from ¼"SAE to 1.5/8"ODS
12 Expansion valves series 22
13 Mechanical filters series 44../C - connections from 7/8"ODS to 4.1/8"ODS
14 Mechanical blocks series 4495 and 4496
15 Liquid indicators series 38 - connections from ¼"SAE to 1.5/8"ODS
16 Oil reservoirs series 5740 - volume 2,3,4 gallons
17 Oil reservoirs pressure valves series 3150
18 Strainers series 45 - connections from 3/8"SAE to 5/8"ODS
19 Oil level regulators series 5640
20 Condensing pressure regulators series 3340 - connections from ½"SAE to 7/8"ODF
21 Receiver pressure regulators series 3350 - connections from ½"SAE to 5/8"ODF
22 Evaporating pressure regulators series 3330 - connections from ½"SAE to 7/8"ODF
23 Crankcase pressure regulators series 3320 - connections from ½"SAE to 7/8"ODF
24 Capacity regulators series 3310 - connections from ½"SAE to 7/8"ODF

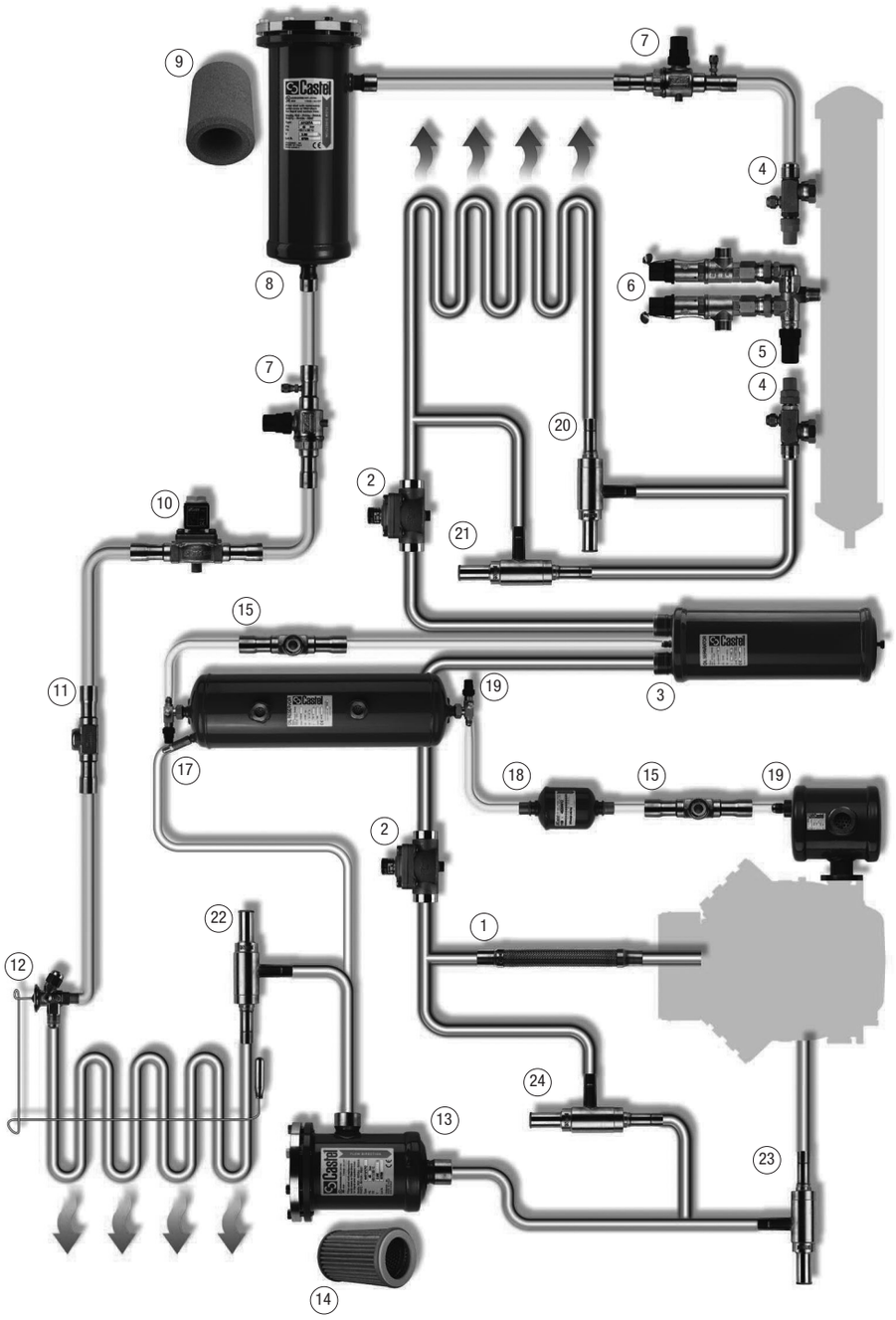

索 引
Index

制冷空调产品
HFC/HFO 制冷剂

REFRIGERATION & AIR CONDITIONING PRODUCTS
HFC/HFO REFRIGERANTS

带可互换阀芯的热力膨胀阀
THERMOSTATIC EXPANSION VALVES WITH INTERCHANGEABLE ORIFICE ASSEMBLY 22

带可互换阀芯的电磁膨胀阀
SOLENOID EXPANSION VALVES WITH INTERCHANGEABLE ORIFICE 28

常闭电磁阀
N.C. SOLENOID VALVES 32

常开电磁阀
N.O. SOLENOID VALVES 40

常闭工业用电磁阀
N.C. SOLENOID VALVES FOR INDUSTRIAL PURPOSE 43

线圈和接头
COILS AND CONNECTORS 45

“智能接头”系统
“SMART CONNECTOR” SYSTEM 47

安全装置
SAFETY DEVICES 48

止回阀
CHECK VALVES 52

冷凝压力调节水阀
CONDENSING PRESSURE REGULATOR WATER VALVES 57

压力调节阀
PRESSURE REGULATORS 57

视液镜
SIGHT GLASSES 62

干燥过滤器
FILTER DRIERS 65

可换芯过滤器
MECHANICAL FILTERS 79

油路系统管理
OIL CONTROL SYSTEM 81

阀门
VALVES 86

球阀、球阀电动驱动装置
BALL VALVES, ACTUATORS 91

备件
SPARE PARTS 98

制冷空调产品
HC 制冷剂

REFRIGERATION & AIR CONDITIONING PRODUCTS - HC REFRIGERANTS

带可互换阀芯的电磁膨胀阀
SOLENOID EXPANSION VALVES WITH INTERCHANGEABLE ORIFICE 120

常闭电磁阀
N.C. SOLENOID VALVES 124

线圈和接头
COILS AND CONNECTORS 126

止回阀
CHECK VALVES 128

视液镜
SIGHT GLASSES 129

干燥过滤器
FILTER DRIERS 130

贮液器阀门
RECEIVER VALVES 131

球阀
BALL VALVES 131

备件
SPARE PARTS 132

制冷空调产品
CO_2 制冷剂

REFRIGERATION & AIR CONDITIONING PRODUCTS - CO_2 REFRIGERANT

带可互换阀芯的电磁膨胀阀
SOLENOID EXPANSION VALVES WITH INTERCHANGEABLE ORIFICE 134

常闭电磁阀
N.C. SOLENOID VALVES 136

线圈和接头
COILS AND CONNECTORS 137

安全装置
SAFETY DEVICES 138

止回阀
CHECK VALVES 141

视液镜
SIGHT GLASSES 145

干燥过滤器
FILTER DRIERS 147

阀门
VALVES 151

球阀、球阀电动驱动装置
BALL VALVES, ACTUATORS 153

三通电动球阀
3-WAYS MOTORIZED BALL VALVES 158

备件
SPARE PARTS 160

不锈钢避震管
VIBRATION ABSORBER

162

螺纹黄铜管件
THREADED BRASS FITTINGS

163

通路管件（单向加注针阀）
ACCESS FITTINGS

171

HFC / HFO 制冷剂 (#)
HFC / HFO REFRIGERANTS (#)

(R134a, R22, R23, R32 (1), R404A, R407C, R410A, R507)
(R1234yf (1), R1234ze, R448A, R449A, R450A, R452A)

（#）：关于上文未列出的制冷流体的特定应用，请联系 Castel 技术部。
(#): For specific applications with refrigerant fluids not listed above, please contact Castel Technical Department

（1）：关于 R32 和 R1234yf 的应用（按照 ASHRAE 34-2013 标准被归入 A2L 的制冷剂），请联系 Castel 技术部。
(1): For applications with R32 and R1234yf (refrigerants classified A2L according to ASHRAE 34-2013 Standard) please contact Castel Technical Department

热力膨胀阀，带可互换阀芯 (1) 、充液式 蒸发温度范围 -40 → +10 °C
THERMOSTATIC EXPANSION VALVES WITH INTERCHANGEABLE ORIFICE ASSEMBLY LIQUID CHARGE (1) EVAPORATING TEMPERATURE RANGE -40 → +10 °C

图纸 Drawing	部件号 Part number	连接方式 Connections							制冷剂 Refrigerant	PS [bar]	TS [°C]		包装件数 Package pcs
		SAE 扩口 SAE Flare			ODS 直径 ODS Ø [mm]		ODS 直径 ODS Ø [in.]						
		入口 In	出口 Out	平衡管 Equal	出口 Out	平衡管 Equal	出口 Out	平衡管 Equal			最小 min	最大 max	
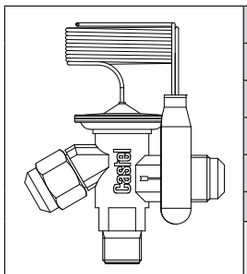	2210/4	3/8″	1/2″	-	-	-	-	-	R22 - R407C	34	-60	+120	15
	2210/4E			1/4"					R22 - R407C				
	2220/4			-					R134a				
	2220/4E			1/4"					R134a				
	2230/4			-					R404A - R507				
	2230/4E			1/4"					R404A - R507				
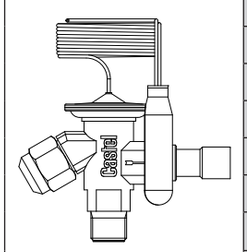	2210/4S	3/8″	-	-	-	-	1/2"	-	R22 - R407C	34	-60	+120	15
	2210/4SE				-	-	1/2"	1/4"	R22 - R407C				
	2210/M12S				12	-	-	-	R22 - R407C				
	2210/M12SE				12	6	-	-	R22 - R407C				
	2220/4S				-	-	1/2"	-	R134a				
	2220/4SE				-	-	1/2"	1/4"	R134a				
	2220/M12S				12	-	-	-	R134a				
	2220/M12SE				12	6	-	-	R134a				
	2230/4S				-	-	1/2"	-	R404A - R507				
	2230/4SE				-	-	1/2"	1/4"	R404A - R507				
	2230/M12S				12	-	-	-	R404A - R507				
	2230/M12SE				12	6	-	-	R404A - R507				

注释：
Note:
(1) : 阀芯需要另外订购
(1) : orifice assembly to be ordered separately

热力膨胀阀，带可互换阀芯 (1) MOP 充注 +15 °C 蒸发温度范围 -40 → +10 °C

THERMOSTATIC EXPANSION VALVES WITH INTERCHANGEABLE ORIFICE ASSEMBLY MOP CHARGE +15 °C (1) EVAPORATING TEMPERATURE RANGE -40 → +10 °C

图纸 Drawing	部件号 Part number	连接方式 Connections							制冷剂 Refrigerant	PS [bar]	TS [°C]		包装件数 Package pcs
		SAE 扩口 SAE Flare			ODS 直径 ODS Ø [mm]		ODS 直径 ODS Ø [in.]						
		入口 In	出口 Out	平衡管 Equal	出口 Out	平衡管 Equal	出口 Out	平衡管 Equal			最小 min	最大 max	
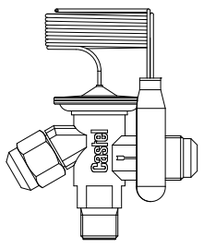	2211/4	3/8″	1/2″	-	-	-	-	-	R22 - R407C	34	-60	+120	15
	2211/4E			1/4"					R22 - R407C				
	2221/4			-					R134a				
	2221/4E			1/4"					R134a				
	2231/4			-					R404A - R507				
	2231/4E			1/4"					R404A - R507				
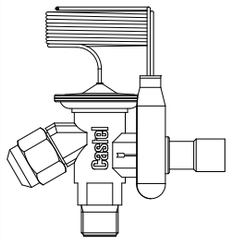	2211/4S	3/8″	-	-	-	-	1/2"	-	R22 - R407C	34	-60	+120	15
	2211/4SE				-	-	1/2"	1/4"	R22 - R407C				
	2211/M12S				12	-	-	-	R22 - R407C				
	2211/M12SE				12	6	-	-	R22 - R407C				
	2221/4S				-	-	1/2"	-	R134a				
	2221/4SE				-	-	1/2"	1/4"	R134a				
	2221/M12S				12	-	-	-	R134a				
	2221/M12SE				12	6	-	-	R134a				
	2231/4S				-	-	1/2"	-	R404A - R507				
	2231/4SE				-	-	1/2"	1/4"	R404A - R507				
	2231/M12S				12	-	-	-	R404A - R507				
	2231/M12SE				12	6	-	-	R404A - R507				

注释：
Note:
(1) : 阀芯需要另外订购
(1) : orifice assembly to be ordered separately

热力膨胀阀，带可互换阀芯 (1) MOP 充注 -20 °C蒸发温度范围 -60 → -25 °C
THERMOSTATIC EXPANSION VALVES WITH INTERCHANGEABLE ORIFICE ASSEMBLY MOP CHARGE -20 °C (1) EVAPORATING TEMPERATURE RANGE -60 → -25 °C

图纸 Drawing	部件号 Part number	连接方式 Connections							制冷剂 Refrigerant	PS [bar]	TS [°C]		包装件数 Package pcs
		SAE 扩口 SAE Flare			ODS 直径 ODS Ø [mm]		ODS 直径 ODS Ø [in.]						
		入口 In	出口 Out	平衡管 Equal	出口 Out	平衡管 Equal	出口 Out	平衡管 Equal			最小 min	最大 max	
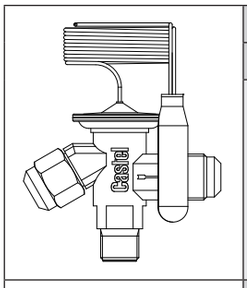	2234/4	3/8″	1/2″	-	-	-	-	-	R404A - R507	34	-60	+120	15
	2234 /4E			1/4"					R404A - R507				
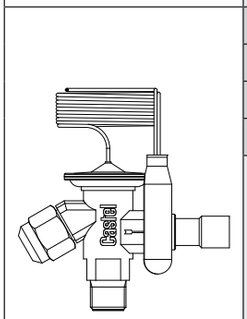	2234/4S	3/8″	-	-	-	-	1/2"	-	R404A - R507	34	-60	+120	15
	2234/4SE				-	-	1/2"	1/4"	R404A - R507				
	2234/M12S				12	-	-	-	R404A - R507				
	2234/M12SE				12	6	-	-	R404A - R507				

注释：
Note:
(1) : 阀芯需要另外订购
(1) : orifice assembly to be ordered separately

图纸 Drawing	部件号 Part number	连接方式 Connections							制冷剂 Refrigerant	PS [bar]	TS [°C]		包装件数 Package pcs
		SAE 扩口 SAE Flare			ODS 直径 ODS Ø [mm]		ODS 直径 ODS Ø [in.]						
		入口 In	出口 Out	平衡管 Equal	出口 Out	平衡管 Equal	出口 Out	平衡管 Equal			最小 min	最大 max	
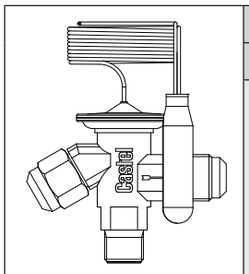	2239/4	3/8"	1/2"	-	-	-	-	-	R404A - R507	34	-60	+120	15
	2239/4E			1/4"					R404A - R507				
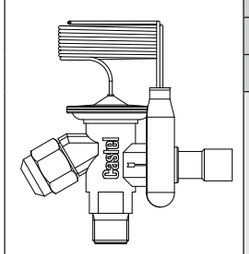	2239/4S	3/8"	-	-	-	-	1/2"	-	R404A - R507	34	-60	+120	15
	2239/4SE				-	-	1/2"	1/4"	R404A - R507				
	2239/M12S				12	-	-	-	R404A - R507				
	2239/M12SE				12	6	-	-	R404A - R507				

注释：
Note:
(1) : 阀芯需要另外订购
(1) : orifice assembly to be ordered separately

阀芯（流口组件）
ORIFICE ASSEMBLIES

额定冷量，单位 kW (1) Rated capacities in kW (1)							
图纸 Drawing	部件号 (2) Part number (2)		蒸发温度范围 Evaporating temperature range				包装件数 Package pcs
	膨胀阀入口为 SAE 扩口连接 Valves with SAE Flare connections	膨胀阀入口为 ODS 焊接连接 Valves with ODS connections	-40 → +10 [°C]			-60 →-25 [°C]	
			R22 R407C	R134a	R404A R507	R404A R507	
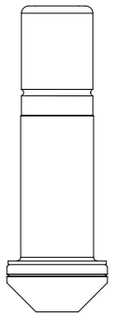	220X	-	0,5	0,4	0,38	0,38	10
	2200		1,0	0,9	0,7	0,7	
	2201		2,5	1,8	1,6	1,6	
	2202		3,5	2,6	2,1	2,1	
	2203		5,2	4,6	4,2	3,5	
	2204		8,0	6,7	6,0	4,9	
	2205		10,5	8,6	7,7	6,0	
	2206		15,5	10,5	9,1	6,6	
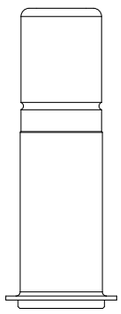	-	220X/S	0,5	0,4	0,38	0,38	10
		2200/S	1,0	0,9	0,7	0,7	
		2201/S	2,5	1,8	1,6	1,6	
		2202/S	3,5	2,6	2,1	2,1	
		2203/S	5,2	4,6	4,2	3,5	
		2204/S	8,0	6,7	6,0	4,9	
		2205/S	10,5	8,6	7,7	6,0	
		2206/S	15,5	10,5	9,1	6,6	

注释：
Note:
(1) 40 → + 10 温度范围内的额定冷量基于：
- 蒸发温度 Tevap = + 5 °C
- 冷凝温度 Tcond = + 32 °C
- 阀前制冷剂液体温度 Tliq = + 28 °C

60 → - 25 温度范围内的额定冷量基于：
- 蒸发温度 Tevap = - 30 °C
- 冷凝温度 Tcond = + 32 °C
- 阀前制冷剂液体温度 Tliq = + 28 °C

(1) Rated capacities, for temperature range - 40 → + 10, are based on:
- Evaporating temperature Tevap = + 5 °C
- Condensing temperature Tcond = + 32 °C
- Refrigerant liquid temperature ahead of valve Tliq = + 28 °C

Rated capacities, for temperature range - 60 → - 25, are based on:
- Evaporating temperature Tevap = - 30 °C
- Condensing temperature Tcond = + 32 °C
- Refrigerant liquid temperature ahead of valve Tliq = + 28 °C

阀芯过滤网
FILTERS FOR ORIFICE ASSEMBLY

图纸 Drawing	部件号 Part number		包装件数 Package pcs
	膨胀阀入口为 SAE 扩口连接 Valves with SAE Flare connections	膨胀阀入口为 ODS 焊接连接 Valves with ODS connections	
	2290	-	10
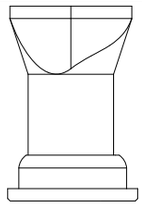	-	2290/S	10

感温包固定卡 (1)
BULB STRAP (1)

图纸 Drawing	部件号 Part number	包装件数 Package pcs
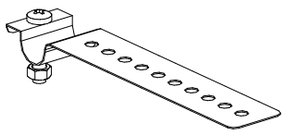	G9150/R61	10

(1) : 带螺丝和螺母 (1) : with screw and nut

焊接转接头
SOLDER ADAPTERS

图纸 Drawing	部件号 Part number	ODS 连接直径 Connections ODS Ø		包装件数 Package pcs
		[in.]	[mm]	
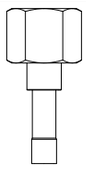	2271/M6S	-	6	5
	2271/2S	1/4"	-	
	2271/3S	3/8"	-	
	2271/M10S	-	10	

带可互换阀芯的电磁膨胀阀
SOLENOID EXPANSION VALVES WITH INTERCHANGEABLE ORIFICE

iCastel.it

图纸 Drawing	部件号 Part number	阀芯型号 Orifice type	连接方式 Connections 入口 In Ø [in.]	入口 In Ø [mm]	出口 Out Ø [in.]	出口 Out Ø [mm]	Kv [m³/h]	PS [bar]	TS [°C] 最小 min	TS [°C] 最大 max	包装件数 Package pcs
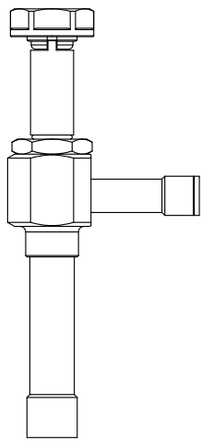	2028/3S01	01	3/8"	-	1/2"	-	0,010	45	-40	+100	17
	2028/M10S01		-	10	-	12					
	2028/3S02	02	3/8"	-	1/2"	-	0,017				
	2028/M10S02		-	10	-	12					
	2028/3S03	03	3/8"	-	1/2"	-	0,023				
	2028/M10S03		-	10	-	12					
	2028/3S04	04	3/8"	-	1/2"	-	0,043				
	2028/M10S04		-	10	-	12					
	2028/3S05	05	3/8"	-	1/2"	-	0,065				
	2028/M10S05		-	10	-	12					
	2028/3S06	06	3/8"	-	1/2"	-	0,113				
	2028/M10S06		-	10	-	12					
	2028/4S07	07	1/2"	-	5/8"	-	0,200				
	2028/M12S07		-	12	-	16					
	2028/4S08	08	1/2"	-	5/8"	-	0,230				
	2028/M12S08		-	12	-	16					
	2028/4S09	09	1/2"	-	5/8"	-	0,250				
	2028/M12S09		-	12	-	16					

注释：
Note:
额定冷量参见阀芯表
for rated capacities see table of the orifice assemblies

阀芯（流口组件）
ORIFICE ASSEMBLIES

图纸 Drawing	部件号 Part number	阀芯型号 Orifice type	额定冷量 (1) Rated capacity (1) [kW] R134a	R22	R32	R404A R507	R407C	R410A	R1234ze	R1234yf	R448A	R449A	R450A	R452A	包装件数 Package pcs.
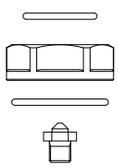	9150/R63	01	0,7	1,0	2,4	0,7	1,2	1,2	0,6	0,6	1,0	1,1	0,6	0,9	10
	9150/R64	02	1,5	20,8	4,9	1,5	2,4	2,3	1,2	1,1	2,0	2,3	1,3	1,8	
	9150/R65	03	1,7	2,5	5,7	1,7	2,8	2,7	1,4	1,3	2,4	2,7	1,5	2,1	
	9150/R66	04	2,8	4,0	9,3	2,8	4,5	4,4	2,2	2,1	3,9	4,3	2,4	3,5	
	9150/R67	05	4,8	6,8	15,9	4,8	7,7	7,5	3,8	3,7	6,6	7,4	4,1	5,9	
	9150/R68	06	6,7	9,4	22,1	6,6	10,7	10,5	5,3	5,1	9,2	10,2	5,7	8,2	
	9150/R69	07	10,5	14,9	34,9	10,5	16,8	16,5	8,4	8,0	14,6	16,2	9,0	13,0	
	9150/R78	08	12,7	18,0	42,0	12,6	20,3	19,9	10,1	9,6	17,5	19,0	10,8	15,6	
	9150/R79	09	14,1	19,9	46,5	14,0	22,5	22,1	11,2	10,7	19,4	21,6	12,0	17,3	

注释：
Note:
(1) 额定冷量基于：
- 蒸发温度 Tevap = + 5 °C
- 冷凝温度 Tcond = + 32 °C
- 阀前制冷剂液体温度 Tliq = + 28 °C

(1) Rated capacities are based on:
- Evaporating temperature Tevap = + 5 °C
- Condensing temperature Tcond = + 32 °C
- Refrigerant liquid temperature ahead of valve Tliq = + 28 °C

iCastel.it

图纸 Drawing	部件号 Part number	阀芯型号 Orifice type	连接方式 Connections 入口 In Ø [in.]	入口 In Ø [mm]	出口 Out Ø [in.]	出口 Out Ø [mm]	Kv [m³/h]	额定冷量 (1) Rated capacity (1) [kW]	PS [bar]	TS [°C] 最小 min	TS [°C] 最大 max	包装件数 Package pcs
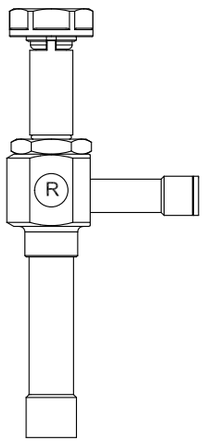	2028R/3S01	01	3/8"	-	1/2"	-	0,010	1,5	45	-80	+60	17
	2028R/M10S01		-	10	-	12						
	2028R/3S02	02	3/8"	-	1/2"	-	0,017	3,0				
	2028R/M10S02		-	10	-	12						
	2028R/3S03	03	3/8"	-	1/2"	-	0,023	3,5				
	2028R/M10S03		-	10	-	12						
	2028R/3S04	04	3/8"	-	1/2"	-	0,043	5,7				
	2028R/M10S04		-	10	-	12						
	2028R/3S05	05	3/8"	-	1/2"	-	0,065	9,8				
	2028R/M10S05		-	10	-	12						
	2028R/3S06	06	3/8"	-	1/2"	-	0,113	13,5				
	2028R/M10S06		-	10	-	12						
	2028R/4S07	07	1/2"	-	5/8"	-	0,200	21,4				
	2028R/M12S07		-	12	-	16						
	2028R/4S08	08	1/2"	-	5/8"	-	0,230	25,8				
	2028R/M12S08		-	12	-	16						
	2028R/4S09	09	1/2"	-	5/8"	-	0,250	28,6				
	2028R/M12S09		-	12	-	16						

注释：
Note:
(1) 额定冷量基于：
- 蒸发温度 Tevap = - 30 °C
- 冷凝温度 Tcond = - 4 °C
- 阀前制冷剂液体温度 Tliq = - 8 °C

(1) Rated capacities are based on:
- Evaporating temperature Tevap = - 30 °C
- Condensing temperature Tcond= - 4 °C
- Refrigerant liquid temperature ahead of valve Tliq = - 8 °C

线圈
COILS

iCastel.it

图纸 Drawing	部件号 Part number	电压 Voltage [V]	频率 Frequency [Hz]	连接方式 Connections		包装件数 Package pcs
				防护等级 IP 65 Degree of protection IP 65	防护等级 IP 68 Degree of protection IP 68	
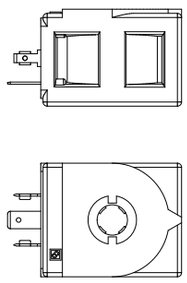	9160/RA2	24 A.C.	50	9150/R02 9900/X66	9155/R01 9155/R02	90
	9160/R4A	110 A.C.	50			
	9160/RA6	220/230 A.C.	50			
	9160/RA7	240 A.C.	50			
	9160/RD1	12 D.C.	-			
	9160/RD2	24 D.C.	-			
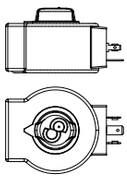	9320/RA6	220/230	50	9150/R02 9900/X66	-	18
	9320/RD1	12 D.C.	-			18
	9320/RD2	24 D.C.	-			18

接头
CONNECTORS

iCastel.it

图纸 Drawing	部件号 Part number	防护等级 Degree of protection	电缆长度 Cable lenght	包装件数 Package pcs
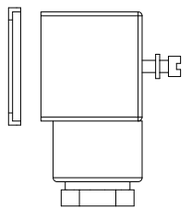	9150/R02	IP 65	-	240
	9900/X66		1	100
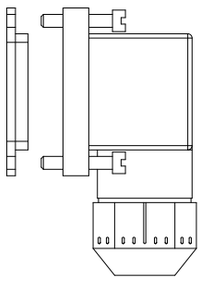	9155/R01	IP 65 / IP 68	-	120
	9155/R02		1	1

iCastel.it

图纸 Drawing	部件号 Part number	电压 Voltage [V]	频率 Frequency [Hz]	T 升压 T boost [msec]	功率 Power		包装件数 Package pcs
					工作 working [W]	启动 start [W]	
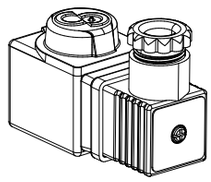	9910/RD1	12 VDC	-	130	3	50	12
	9910/RD2	24 VDC	-	130	5	50	12
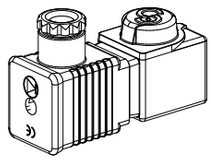	9910/RA2	24VAC	50/60	200	7	50	12
	9910/RA6	220VAC	50/60	200	7	50	12
	9910/RA7	240VAC	50/60	200	7	50	12

常闭电磁阀 SAE 连接，不带线圈
N.C. SOLENOID VALVES SAE FLARE CONNECTIONS WITHOUT COILS

工作原理 Operating principle	图纸 Drawing	部件号 Part number	线圈类型 Coil Type (1)	SAE 连接 Connections SAE Flare	Kv [m³/h]	PS [bar]	TS [°C] 最小 Min	TS [°C] 最大 Max.	包装件数 Package pcs
直动式 Direct acting	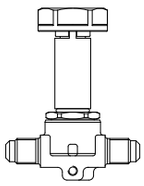	1020/2S	HF2 HF3 HM2 HM3 HM4 CM2	1/4″	0,18	45	-35	+110	18
		1020/3S		3/8″	0,23				
隔膜先导式 Diaphragm pilot operated	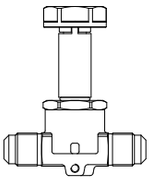	1064/3S	HF2 HF3 HM2 HM3 HM4 CM2	3/8″	0,80	45	-35	+105	18
		1064/4S		1/2″					
	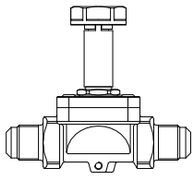	1070/4S		1/2″	2,20	45	-35	+105	24
		1070/5S		5/8″	2,61				
	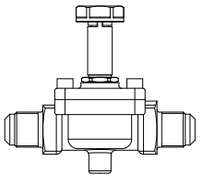	1090/5S		5/8″	3,80	45	-35	+105	14
		1090/6S		3/4″	4,80				
活塞先导式 Piston pilot operated	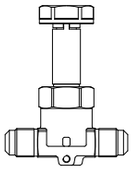	1034/3S	HF2 HF3 HM2 HM3 HM4 CM2	3/8″	1,00	45	-35	+110	18
		1034/4S		1/2″					
	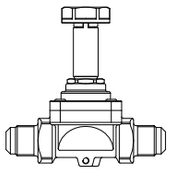	1040/4S		1/2″	2,40	45	-35	+110	24
		1040/5S		5/8″	3,00				
	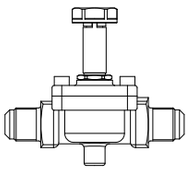	1050/5S		5/8″	3,80	45	-35	+110	14
		1050/6S		3/4″	4,80				

(1) : 可与电磁阀相配的线圈系列
(1) : coils that can be mounted on the valves

常闭电磁阀 SAE 连接，带 220/230 VAC (A6)，240 VAC (A7) 线圈
N.C. SOLENOID VALVES SAE FLARE CONNECTIONS WITH COILS 220/230 VAC (A6), 240 VAC (A7)

工作原理 Operating principle	图纸 Drawing	部件号 Part number	线圈类型 Coil Type (1)	SAE 连接 Connections SAE Flare	Kv [m³/h]	PS [bar]	TS [°C] 最小 Min	TS [°C] 最大 Max.	包装件数 Package pcs
直动式 Direct acting	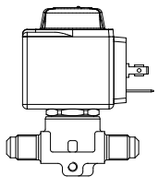	1020/2A6	HF2	1/4″	0,18	45	-35	+110	18
		1020/2A7							
		1020/3A6		3/8″	0,23				
		1020/3A7							
隔膜先导式 Diaphragm pilot operated	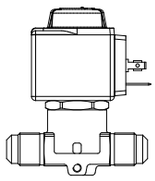	1064/3A6	HF2	3/8"	0,80	45	-35	+105	18
		1064/3A7							
		1064/4A6		1/2"					
		1064/4A7							
	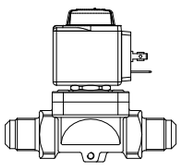	1070/4A6		1/2"	2,20	45	-35	+105	24
		1070/4A7							
		1070/5A6		5/8"	2,61				
		1070/5A7							
	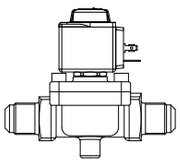	1090/5A6		5/8"	3,80	45	-35	+105	14
		1090/5A7							
		1090/6A6		3/4"	4,80				
		1090/6A7							
活塞先导式 Piston pilot operated	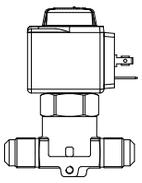	1034/3A6	HF2	3/8"	1,00	45	-35	+110	18
		1034/3A7							
		1034/4A6		1/2"					
		1034/4A7							
	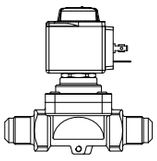	1040/4A6		1/2"	2,40	45	-35	+110	24
		1040/4A7							
		1040/5A6		5/8"	3,00				
		1040/5A7							
	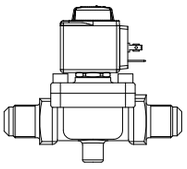	1050/5A6		5/8"	3,80	45	-35	+110	14
		1050/5A7							
		1050/6A6		3/4"	4,80				
		1050/6A7							

(1) : 安装在电磁阀上的线圈
(1) : coils mounted on the valves

常闭电磁阀 ODS 连接，不带线圈
N.C. SOLENOID VALVES ODS CONNECTIONS WITHOUT COILS

工作原理 Operating principle	图纸 Drawing	部件号 Part number	线圈类型 Coil Type (1)	ODS 连接直径 Connections ODS Ø		Kv [m³/h]	PS [bar]	TS [°C]		包装件数 Package pcs
				[in.]	[mm]			最小 Min	最大 Max.	
直动式 Direct acting	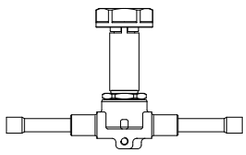	1028/2S	HF2 HF3 HM2 HM3 HM4 CM2	1/4"	-	0,15	45	-35	+110	24
		1028/2S.E		1/4"	-	0,23				
		1028/3S		3/8"	-					
		1028/M10S		-	10					
隔膜先导式 Diaphragm pilot operated	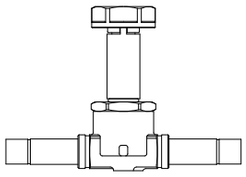	1068/3S	HF2 HF3 HM2 HM3 HM4 CM2	3/8"	-	0,80	45	-35	+105	24
		1068/M10S		-	10					
		1068/M12S		-	12					
		1068/4S		1/2"	-					
	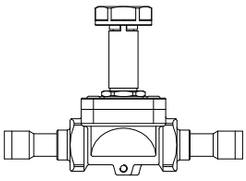	1078/M12S		-	12	2,20	45	-35	+105	17
		1078/4S		1/2"	-					
		1078/5S		5/8"	16	2,61				
		1079/7S		7/8"	22					
	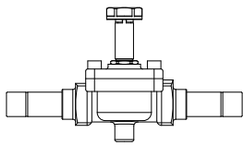	1098/5S		5/8"	16	3,80	45	-35	+105	14
		1098/6S		3/4"	-	4,80				
		1098/7S		7/8"	22	5,70				
		1099/9S		1.1/8"	-					
	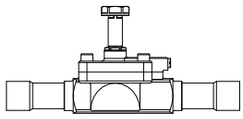	1078/9S		1.1/8"	-	10,00	45	-35	+105	1
		1079/11S		1.3/8"	35					

(1) : 可与电磁阀相配的线圈系列
(1) : coils that can be mounted on the valves

工作原理 Operating principle	图纸 Drawing	部件号 Part number	线圈类型 Coil Type (1)	ODS 连接直径 Connections ODS Ø		Kv [m³/h]	PS [bar]	TS [°C]		包装件数 Package pcs
				[in.]	[mm]			最小 Min	最大 Max.	
活塞先导式 Piston pilot operated	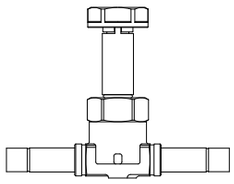	1038/3S	HF2 HF3 HM2 HM3 HM4 CM2	3/8"	-	1,00	45	-35	+110	24
		1038/M10S		-	10					
		1038/M12S		-	12					
		1038/4S		1/2"	-					
	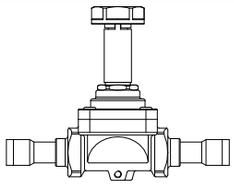	1048/M12S		-	12	2,40	45	-35	+110	14
		1048/4S		1/2"	-					
		1048/5S		5/8"	16	3,00				
		1049/7S		7/8"	22					
	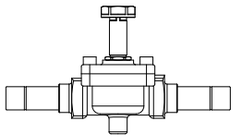	1058/5S		5/8"	16	3,80	45	-35	+110	14
		1058/6S		3/4"	-	4,80				
		1058/7S		7/8"	22	5,70				
		1059/9S		1.1/8"	-					
	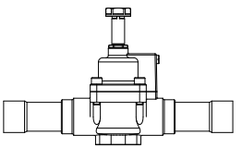	1098/9S		1.1/8"	-	10	45	-35	+110	1
		1099/11S		1.3/8"	35					
		1078/11S		1.3/8"	35	16				
		1079/13S		1.5/8"	-					
		1079/M42S		-	42					
		1078/13S		1.5/8"	-	25				
		1078/M42S		-	42					
		1079/17S		2.1/8"	54					

(1) : 可与电磁阀相配的线圈系列
(1) : coils that can be mounted on the valves

常闭电磁阀 ODS 连接，不带线圈（高温电磁阀 120°C/130°C）
N.C. SOLENOID VALVES ODS CONNECTIONS WITHOUT COILS

工作原理 Operating principle	图纸 Drawing	部件号 Part number	线圈类型 Coil Type (1)	ODS 连接直径 Connections ODS Ø [in.]	ODS 连接直径 Connections ODS Ø [mm]	Kv [m³/h]	PS [bar]	TS [°C] 最小 Min	TS [°C] 最大 Max.	包装件数 Package pcs
直动式 Direct acting	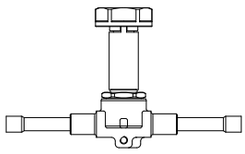	1028N/2S (2)	HF2 HF3 HM2 HM3 HM4 CM2	1/4"	-	0,15	45	-40	+130	24
		1028N/2S.E (2)		1/4"	-	0,23				24
		1028N/3S (2)		3/8"	-					24
		1028N/M10S (2)		-	10					24
隔膜先导式 Diaphragm pilot operated	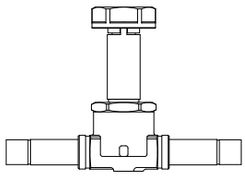	1068N/3S (2)	HF2 HF3 HM2 HM3 HM4 CM2	3/8"	-	0,80	45	-40	+120	24
		1068N/M10S (2)		-	10					24
		1068N/M12S (2)		-	12					24
		1068N/4S (2)		1/2"	-					24
	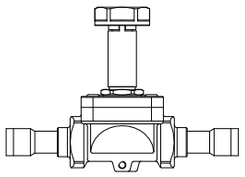	1078N/M12S (2)		-	12	2,20	45	-40	+120	17
		1078N/4S (2)		1/2"	-					17
		1078N/5S (2)		5/8"	16	2,61				17
		1079N/7S (2)		7/8"	22	2,61				17
	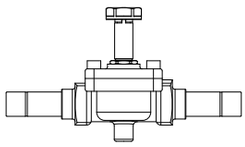	1098N/7S (2)		7/8"	22	5,70	45	-40	+120	14
		1099N/9S (2)		1.1/8"	-	5,70				14
	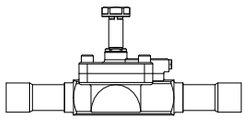	1078N/9S (2)		1.1/8"	-	10	45	-40	+120	1
		1079N/11S (2)		1.3/8"	35	10				1
活塞先导式 Piston pilot operated	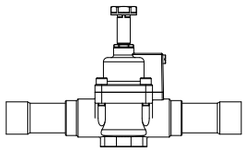	1098N/9S (2)	HF2 HF3 HM2 HM3 HM4 CM2	1.1/8"	-	10	45	-40	+120	1
		1099N/11S (2)		1.3/8"	35	10				1

(1) : 可与电磁阀相配的线圈系列
(1) : coils that can be mounted on the valves

(2) 按要求供应产品。注释：不能和 R22、矿物油和烷基苯油一起使用
(2) Product on request. NB: No use with R22 , mineral and alchylbezene oils

常闭电磁阀 ODS 连接，带 220/230 VAC (A6)，240 VAC (A7) 线圈
N.C. SOLENOID VALVES ODS CONNECTIONS WITH COILS 220/230 VAC (A6), 240 VAC (A7)

工作原理 Operating principle	图纸 Drawing	部件号 Part number	线圈类型 Coil Type (1)	ODS 连接直径 Connections ODS Ø [in.]	ODS 连接直径 Connections ODS Ø [mm]	Kv [m³/h]	PS [bar]	TS [°C] 最小 Min	TS [°C] 最大 Max.	包装件数 Package pcs
直动式 Direct acting	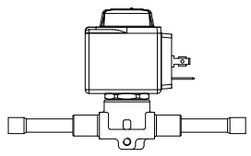	1028/2A6	HF2	1/4"	-	0,15	45	-35	+110	24
		1028/2A7								
		1028/2A6.E		1/4"	-	0,23				
		1028/2A7.E								
		1028/3A6		3/8"	-					
		1028/3A7								
		1028/M10A6		-	10					
		1028/M10A7								
隔膜先导式 Diaphragm pilot operated	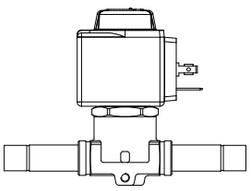	1068/3A6	HF2	3/8"	-	0,80	45	-35	+105	24
		1068/3A7								
		1068/M10A6		-	10					
		1068/M10A7								
		1068/M12A6		-	12					
		1068/M12A7								
		1068/4A6		1/2"	-					
		1068/4A7								
	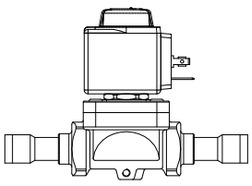	1078/M12A6		-	12	2,20	45	-35	+105	17
		1078/M12A7								
		1078/4A6		1/2"	-					
		1078/4A7								
		1078/5A6		5/8"	16	2,61				
		1078/5A7								
		1079/7A6		7/8"	22					
		1079/7A7								
	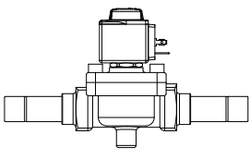	1098/5A6		5/8"	16	3,80	45	-35	+105	14
		1098/5A7								
		1098/6A6		3/4"	-	4,80				
		1098/6A7								
		1098/7A6		7/8"	22	5,70				
		1098/7A7								
		1099/9A6		1.1/8"	-					
		1099/9A7								
	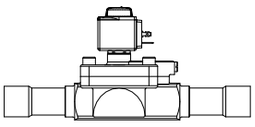	1078/9A6		1.1/8"	-	10,00	45	-35	+105	1
		1078/9A7								
		1079/11A6		1.3/8"	35					
		1079/11A7								

(1) : 安装在电磁阀上的线圈
(1) : coils mounted on the valves

常闭电磁阀 ODS 连接，带 220/230 VAC (A6)，240 VAC (A7) 线圈
N.C. SOLENOID VALVES ODS CONNECTIONS WITH COILS 220/230 VAC (A6), 240 VAC (A7)

工作原理 Operating principle	图纸 Drawing	部件号 Part number	线圈类型 Coil Type (1)	ODS 连接直径 Connections ODS Ø [in.]	ODS 连接直径 Connections ODS Ø [mm]	Kv [m³/h]	PS [bar]	TS [°C] 最小 Min	TS [°C] 最大 Max.	包装件数 Package pcs
活塞先导式 Piston pilot operated	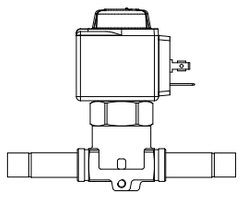	1038/3A6	HF2	3/8"	-	1,00	45	-35	+110	24
		1038/3A7								
		1038/M10A6		-	10					
		1038/M10A7								
		1038/M12A6		-	12					17
		1038/M12A7								
		1038/4A6		1/2"	-					
		1038/4A7								
	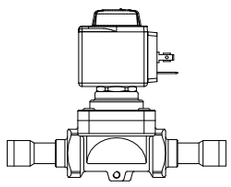	1048/M12A6		-	12	2,40	45	-35	+110	14
		1048/M12A7								
		1048/4A6		1/2"	-					
		1048/4A7								
		1048/5A6		5/8"	16	3,00				
		1048/5A7								
		1049/7A6		7/8"	22					
		1049/7A7								
	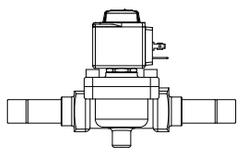	1058/5A6		5/8"	16	3,80	45	-35	+110	14
		1058/5A7								
		1058/6A6		3/4"	-	4,80				
		1058/6A7								
		1058/7A6		7/8"	22	5,70				
		1058/7A7								
		1059/9A6		1.1/8"	-					
		1059/9A7								
	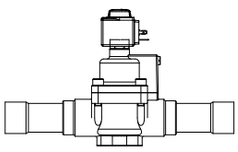	1098/9A6		1.1/8"	-	10	45	-35	+110	1
		1098/9A7								
		1099/11A6		1.3/8"	35					
		1099/11A7								
		1078/11A6		1.3/8"	35	16				
		1078/11A7								
		1079/13A6		1.5/8"	-					
		1079/13A7								
		1079/M42A6		-	42					
		1079/M42A7								
		1078/13A6		1.5/8"	-	25				
		1078/13A7								
		1078/M42A6		-	42					
		1078/M42A7								
		1079/17A6		2.1/8"	54					
		1079/17A7								

(1) : 安装在电磁阀上的线圈
(1) : coils mounted on the valves

常闭电磁阀 ODS 连接，带 220/230 VAC (A6)，240 VAC (A7) 线圈（高温电磁阀 120°C/130°C）
N.C. SOLENOID VALVES ODS CONNECTIONS WITH COILS 220/230 VAC (A6), 240 VAC (A7)

工作原理 Operating principle	图纸 Drawing	部件号 Part number	线圈类型 Coil Type (1)	ODS 连接直径 Connections ODS Ø [in.]	ODS 连接直径 Connections ODS Ø [mm]	Kv [m³/h]	PS [bar]	TS [°C] 最小 Min	TS [°C] 最大 Max.	包装件数 Package pcs
直动式 Direct acting	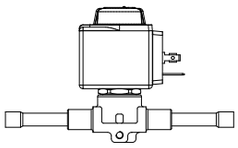	1028N/2A6 (2)	HF2	1/4"	-	0,15	45	-40	+130	24
		1028N/2A6.E (2)		1/4"	-	0,23				24
		1028N/3A6 (2)		3/8"	-					24
		1028N/M10A6 (2)		-	10					24
隔膜先导式 Diaphragm pilot operated	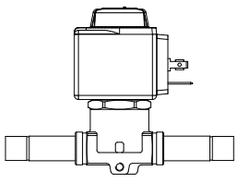	1068N/3A6 (2)	HF2	3/8"	-	0,80	45	-40	+120	24
		1068N/M10A6 (2)		-	10					24
		1068N/M12A6 (2)		-	12					24
		1068N/4A6 (2)		1/2"	-					24
	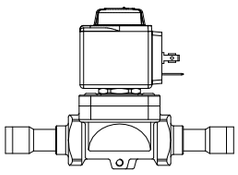	1078N/M12A6 (2)		-	12	2,20	45	-40	+120	17
		1078N/4A6 (2)		1/2"	-					17
		1078N/5A6 (2)		5/8"	16	2,61				17

(1) : 安装在电磁阀上的线圈
(1) : coils mounted on the valves

(2) 按要求供应产品。注释：不能和 R22、矿物油和烷基苯油一起使用
(2) Product on request. NB: No use with R22 , mineral and alchylbezene oils

热气旁通以及液体喷射用脉冲电磁阀 (150°C)
PULSE SOLENOID VALVES FOR HOT GAS BY-PASS AND LIQUID INJECTION

工作原理 Operating principle	图纸 Drawing	部件号 Part number	线圈类型 Coil Type (1)	ODS 连接直径 Connections ODS Ø [in.]	ODS 连接直径 Connections ODS Ø [mm]	Kv [m³/h]	PS [bar]	TS [°C] 最小 min	TS [°C] 最大 Max.	包装件数 Package pcs
直动式 Direct acting	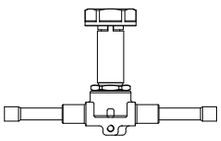	1328N/2S020	HF2 HF3 HM2 HM3 HM4 CM2	1/4"	-	0,15	45	-40	+150	24
		1328N/2S030		1/4"	-	0,23				24
		1328N/3S020		3/8"	-	0,15				24
		1328N/3S030		3/8"	-	0,23				24
		1328N/M10S020		-	10	0,15				24
		1328N/M10S030		-	10	0,23				24
活塞先导式 Piston pilot operated	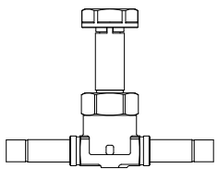	1338N/3S065	HF2 HF3 HM2 HM3 HM4 CM2	3/8"	-	1,00	45	-40	+150	24
		1338N/M10S065		-	10					24
		1338N/M12S065		-	12					24
		1338N/4S065		1/2"	-					24

(1) : 可与电磁阀相配的线圈系列
(1) : coils that can be mounted on the valves

注释：不能和 R22、矿物油和烷基苯油一起使用
NB: No use with R22 , mineral and alchylbezene oils

常开电磁阀 SAE 连接，不带线圈
N.O. SOLENOID VALVES SAE FLARE CONNECTIONS WITHOUT COILS

工作原理 Operating principle	图纸 Drawing	部件号 Part number	线圈类型 Coil Type (1)	SAE 连接 Connections SAE Flare	Kv [m³/h]	PS [bar]	TS [°C]		包装件数 Package pcs
							最小 Min	最大 Max.	
隔膜先导式 Diaphragm pilot operated	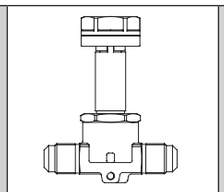	1164/3S	HM3	3/8"	0,80	45	-35	+105	24
	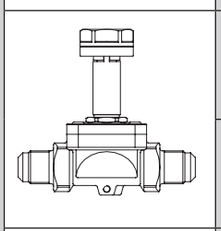	1170/4S		1/2"	2,20	45	-35	+105	24
		1170/5S		5/8"	2,61				
	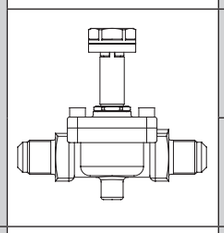	1190/5S		5/8"	3,80	45	-35	+105	14
		1190/6S		3/4"	4,80				
活塞先导式 Piston pilot operated	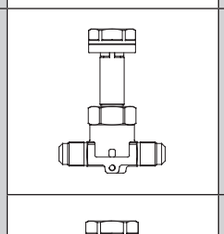	1134/3S	HM3	3/8"	1,00	45	-35	+110	24
	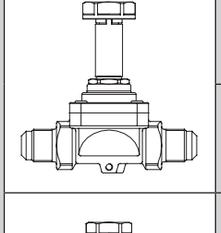	1140/4S		1/2"	2,40	45	-35	+110	24
		1140/5S		5/8"	3,00				
	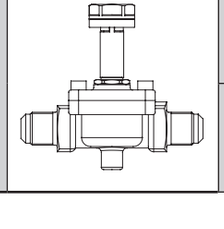	1150/5S		5/8"	3,80	45	-35	+110	14
		1150/6S		3/4"	4,80				

注释：
Note:
常开阀门设计与直流线圈一起工作。
要使用交流电源，必须将常开阀门与线圈 9120/RD6 和接头 9150/R45 进行匹配。
The N.O. valves have been designed to work only with direct current coil.
To use them with an alternate current supply it's necessary to mate the N.O. valve with the 9120/RD6 coil and the connector 9150/R45

(1) : 可与电磁阀相配的线圈系列
(1) : coils that can be mounted on the valves

工作原理 Operating principle	图纸 Drawing	部件号 Part number	线圈类型 Coil Type (1)	ODS 连接直径 Connections ODS Ø		Kv [m³/h]	PS [bar]	TS [°C]		包装件数 Package pcs
				[in.]	[mm]			最小 Min	最大 Max.	
隔膜先导式 Diaphragm pilot operated	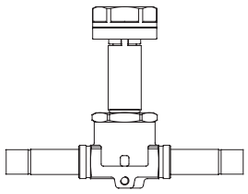	1168/3S	HM3	3/8"	-	0,80	45	-35	+105	24
		1168/M10S		-	10					
	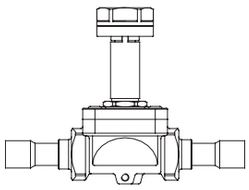	1178/M12S	HM3	-	12	2,20	45	-35	+105	14
		1178/4S		1/2"	-					
		1178/5S		5/8"	16	2,61				
	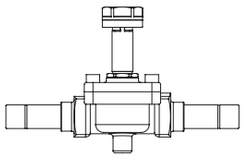	1198/5S	HM3	5/8"	16	3,80	45	-35	+105	14
		1198/6S		3/4"	-	4,80				
		1198/7S		7/8"	22	5,70				
	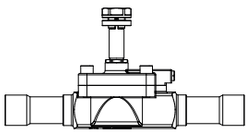	1178/9S	HM3	1.1/8"	-	10,00	45	-35	+105	1

注释：
Note:
常开阀门设计与直流线圈一起工作。
要使用交流电源，必须将常开阀门与线圈 9120/RD6 和接头 9150/R45 进行匹配。
The N.O. valves have been designed to work only with direct current coil.
To use them with an alternate current supply it's necessary to mate the N.O. valve with the 9120/RD6 coil and the connector 9150/R45

(1) : 可与电磁阀相配的线圈系列
(1) : coils that can be mounted on the valves

常开电磁阀 ODS 连接，不带线圈
N.O. SOLENOID VALVES ODS CONNECTIONS WITHOUT COILS

工作原理 Operating principle	图纸 Drawing	部件号 Part number	线圈类型 Coil Type (1)	ODS 连接直径 Connections ODS Ø [in.]	ODS 连接直径 Connections ODS Ø [mm]	Kv [m³/h]	PS [bar]	TS [°C] 最小 Min	TS [°C] 最大 Max.	包装件数 Package pcs
活塞先导式 Piston pilot operated	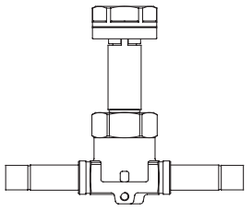	1138/3S	HM3	3/8"	-	1,00	45	-35	+110	24
		1138/M10S		-	10					
	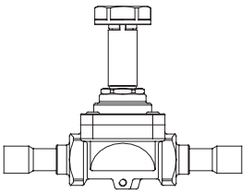	1148/M12S	HM3	-	12	2,40	45	-35	+110	14
		1148/4S		1/2"	-					
		1148/5S		5/8"	16	3,00				
	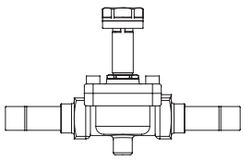	1158/5S	HM3	5/8"	16	3,80	45	-35	+110	14
		1158/6S		3/4"	-	4,80				
		1158/7S		7/8"	22	5,70				
	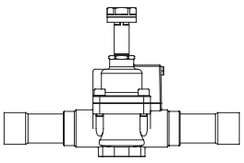	1198/9S	HM3	1.1/8"	-	10	45	-35	+110	1
		1178/11S		1.3/8"	35	16				
		1178/13S		1.5/8"	-	25				
		1178/M42S		-	42					

注释：
Note:
常开阀门设计与直流线圈一起工作。
要使用交流电源，必须将常开阀门与线圈 9120/RD6 和接头 9150/R45 进行匹配。
The N.O. valves have been designed to work only with direct current coil.
To use them with an alternate current supply it's necessary to mate the N.O. valve with the 9120/RD6 coil and the connector 9150/R45

(1) : 可与电磁阀相配的线圈系列
(1) : coils that can be mounted on the valves

图纸 Drawing	部件号 Part number	线圈类型 Coil Type (1)	连接方式 Connections	Kv [m³/h]	PS [bar]	TS [°C]		包装件数 Package pcs
			FPT			最小 Min	最大 Max.	
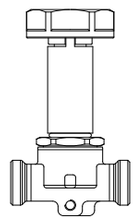	1512/01S (1)	HF2 HF3 HM2 HM3 HM4 CM2	G 1/8"	0,07	30	-15	+130	18
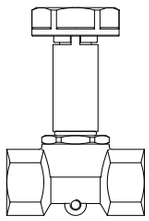	1522/02S (2)	HF2 HF3 HM2 HM3 HM4 CM2	G 1/4"	0,4	30	-15	+130	18
	1522/03S (2)		G 3/8"					18
	1522/04S (2)		G 1/2"					18
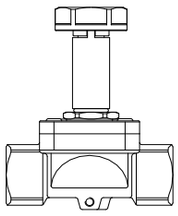	1132/03S (3)	HF2 HF3 HM2 HM3 HM4 CM2	G 3/8"	2,6	30	-15	+130	24
	1132/04S (3)		G 1/2"	2,7				24
	1132/06S (3)		G 3/4"	5,5	15			14
	1132/08S (3)		G 1"	6				14
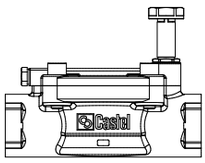	1142/010S (3)	HF2 HF3 HM2 HM3 HM4 CM2	G 1.1/4"	22	15	-15	+130	1
	1142/012S (3)		G 1.1/2"	24				1

注释：
Note:
(1) 用于水，空气和汽、柴油
(1) For water, air and gas oil

(2) 用于水和汽、柴油
(2) For water and gas oil

(3) 用于水，空气，汽、柴油和乙二醇水
(3) For water, air, gas oil and solution of water and glycol

(4) : 可与电磁阀相配的线圈系列
(4) : coils that can be mounted on the valves

常闭工业用电磁阀，带线圈 220/230 VAC (A6)
N.C. SOLENOID VALVES FOR INDUSTRIAL PURPOSE WITH COIL 220/230 VAC (A6)

图纸 Drawing	部件号 Part number	线圈类型 Coil Type (4)	连接方式 Connections FPT	Kv [m³/h]	PS [bar]	TS [°C] 最小 Min	TS [°C] 最大 Max.	包装件数 Package pcs
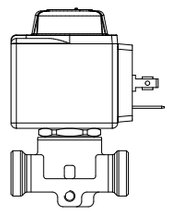	1512/01A6 (1)	HF2	G 1/8"	0,07	30	-15	+130	18
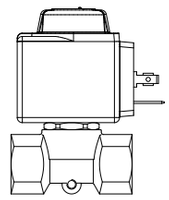	1522/02A6 (2)	HF2	G 1/4"	0,4	30	-15	+130	18
	1522/03A6 (2)		G 3/8"					18
	1522/04A6 (2)		G 1/2"					18
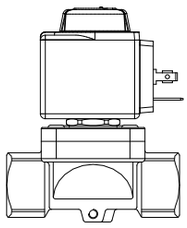	1132/03A6 (3)	HF2	G 3/8"	2,6	30	-15	+130	24
	1132/04A6 (3)		G 1/2"	2,7				24
	1132/06A6 (3)		G 3/4"	5,5	15			14
	1132/08A6 (3)		G 1"	6				14
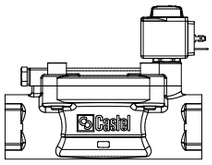	1142/010A6 (3)	HF2	G 1.1/4"	22	15	-15	+130	1
	1142/012A6 (3)		G 1.1/2"	24				1

注释：
Note:
(1) 用于水，空气和汽、柴油
(1) For water, air and gas oil

(2) 用于水和汽、柴油
(2) For water and gas oil

(3) 用于水，空气，汽、柴油和乙二醇水
(3) For water, air, gas oil and solution of water and glycol

(4) : 可与电磁阀相配的线圈系列
(4) : coils that can be mounted on the valves

图纸 Drawing	线圈类型 Coil Type	部件号 Part number	电压 Voltage [V]	频率 Frequency [Hz]	功率 Power [W]	包装件数 Package pcs
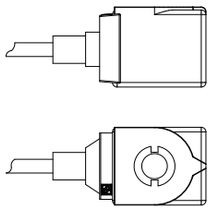	CM2 (1)	9110/RA2	24	50/60	8	10
		9110/RA4	110			
		9110/RA6	220/230			
		9110/RA7	240			
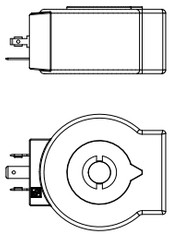	HM3	9120/RD1	12 D.C.	-	20	
		9120/RD2	24 D.C.			
		9120/RD3	27 D.C.			
		9120/RD4	48 D.C.		22	
		9120/RD6 (2)	220 RAC		18	
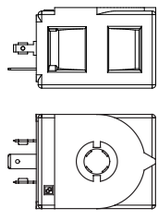	HM4	9160/RA2	24	50/60	8	90
		9160/RA4	110			
		9160/RA6	220/230			
		9160/RA7	240			
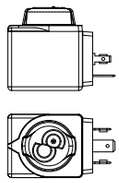	HF2	9300/RA2	24	50/60	8	30
		9300/RA4	110			
		9300/RA6	220/230			
		9300/RA7	240			
		9300/RA8	380			
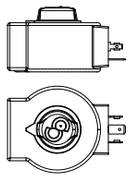	HF3	9320/RA6	220/230	50/60	12	18
		9320/RD1	12 D.C.	-	20	
		9320/RD2	24 D.C.			
		9320/RD3	27 D.C.			
		9320/RD4	48 D.C.		22	

注释：
Note:
(1) 电缆长度 1 m
(1) Cable length 1 m
(2) 仅使用 9150/R45 接头/整流器
(2) Use only with 9150/R45 connector / rectifier

接头
CONNECTORS

图纸 Drawing	部件号 Part number	防护等级 Degree of protection	电缆长度 Cable lenght [m]	包装件数 Package pcs
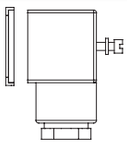	9150/R02	IP 65	-	240
	9150/R45 (1)			1
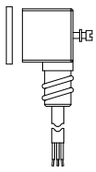	9150/R90 (1)	IP 65	2	1
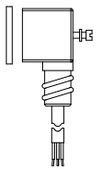	9900/X66	IP 65	1	100
	9900/X84		1,5	1
	9900/X73		2	80
	9900/X55		3	80
	9900/X54		5	50
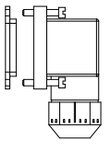	9155/R01	IP 65 / IP 68	-	120
	9155/R02		1	1

注释：
Note:
(1) 接头/整流器：电源电压 220/230V 交流
(1) Connector/Rectifier: supply voltage 220/230V AC

iCastel.it

图纸 Drawing	部件号 Part number	电压 Voltage [V]	频率 Frequency [Hz]	T 升压 T boost [msec]	功率 Power		包装件数 Package pcs
					工作 working [W]	启动 start [W]	
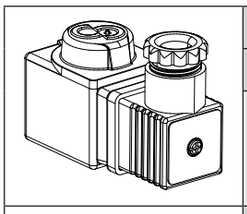	9910/RD1	12 VDC	-	130	3	50	12
	9910/RD2	24 VDC	-	130	5	50	12
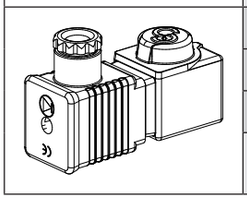	9910/RA2	24VAC	50/60	200	7	50	12
	9910/RA6	220VAC	50/60	200	7	50	12
	9910/RA7	240VAC	50/60	200	7	50	12

永磁线圈
PERMANENT MAGNET

图纸 Drawing	部件号 Part number	包装件数 Package pcs
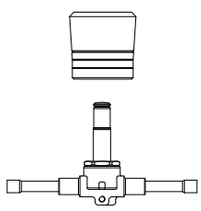	9900/X91	1

HFC / HFO

图纸 Drawing	部件号 Part number	连接方式 Connections		流通截面积 Orifice section [mm²]	排量系数 Kd Discharge coefficient Kd	压力设置范围 Set pressure range [bar]	PS [bar]	TS [°C]		包装件数 Package pcs
		入口 In	出口 Out					最小 Min	最大 Max.	
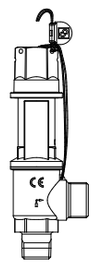	3030/88C	1" NPT	1.1/4" G	298	0,83	8→50	55	-40	+150	8
	3030/66C	3/4" NPT	3/4" G	113	0,9					15
	3030/44C	1/2" NPT	3/4" G	113	0,9					15
	3030/44G (1)	1/2″ G	3/4″ G	113	0,9	8→50				15
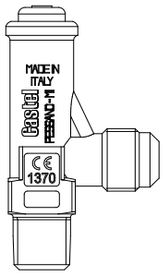	3060/46C	1/2" NPT	3/4" G	78,5	0,93	9→50	55	-40	+120	45
	3060/36C	3/8" NPT	3/4" G	78,5	0,92					45
	3060/45C	1/2" NPT	5/8" SAE	70,9	0,45					45
	3060/34C	3/8" NPT	1/2" SAE	38,5	0,69					45
	3060/33C	3/8" NPT	3/8" SAE	38,5	0,63					45
	3060/24C	1/4" NPT	1/2" SAE	38,5	0,69					45
	3060/23C	1/4" NPT	3/8" SAE	38,5	0,63					45
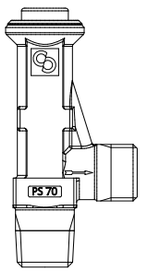	3061/2C	1/4" NPT	3/8" G	44,2	0,89	11→60	70	-50	+120	18
	3061/3C	3/8" NPT	1/2" G	44,2	0,89					18
	3061/4C	1/2" NPT	1/2" G	44,2	0,89					18
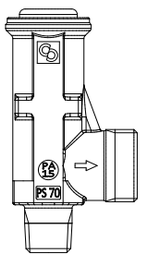	3065/4C	1/2" NPT	1" G	132,7	0,87	11→60	70	-50	+120	24
	3065/6C	3/4" NPT	1" G	132,7	0,87					24

(1) 按要求供应产品。
(1) Product on request.

膜片式安全阀
BURSTING DISCSAFETY DEVICES

图纸 Drawing	部件号 Part number	连接方式 Connections			流通截面积 Orifice section [mm²]	爆破压力 Pb Bursting pressure Pb	最大工作压力 Max operating pressure	PS [bar]	TS [°C]		包装件数 Package pcs
		外螺纹入口 male IN	内螺纹出口 female Out.	保养 service					最小 min	最大 max	
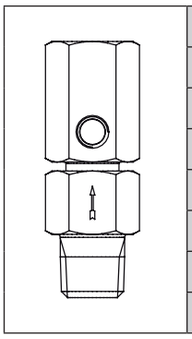	3070/44C140	1/2" NPT	1/2" NPT	2 x 1/8" NPT	113	14,0	75 % Pb	55	-40	+150	20
	3070/44C160					16,0					20
	3070/44C190					19,0					20
	3070/44C210					21,0					20
	3070/44C240					24,0					20
	3070/44C248					24,8					20
	3070/44C275					27,5					20
	3070/44C280					28,0					20

安全阀用切换阀
CHANGEOVER VALVES

图纸 Drawing	部件号 Part number	对应安全阀 Designed for valve	连接方式 Connections		Kv [m³/h]	PS [bar]	TS [°C]		包装件数 Package pcs
			入口 In	出口 Out			最小 min	最大 Max.	
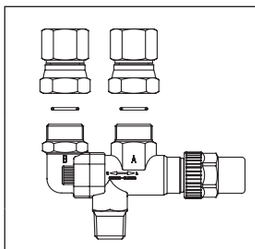	3032/33	3060/33C 3060/34C 3060/36C 3061/3C	3/8" NPT	3/8" NPT	2,5	80	-40	+120	14
	3032/44	3060/45C 3060/46C 3061/4C	1/2" NPT	1/2" NPT	3,3				14
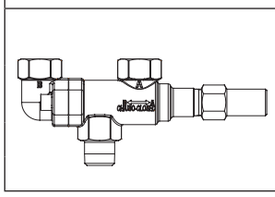	3032/64	3030/44C 3065/4C	3/4" NPT	1/2" NPT	9	80	-40	+150	15
	3032/66	3030/66C 3065/6C	3/4" NPT	3/4" NPT	9				15
	3032/88	3030/88C	1" NPT	1" NPT	14,5				1
	3032/108		1.1/4" NPT	1" NPT	20				1

安全阀用球关闭阀
BALL SHUT OFF VALVES

图纸 Drawing	部件号 Part number	连接方式 Connections	Kv [m³/h]	PS [bar]	TS [°C]		包装件数 Package pcs
		NPT			最小 Min	最大 Max.	
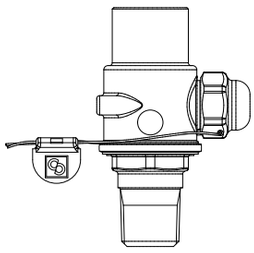	3064/22	1/4"	2,5	80	-40	+150	20
	3064/33	3/8"	5				20
	3064/44	1/2"	10				24
	3064/88	1"	20				14

NPT 活接头
UNIONS

图纸 Drawing	部件号 Part number	连接方式 Connections		PS [bar]	包装件数 Package pcs
		NPT	ODS 直径 ODS Ø [mm]		
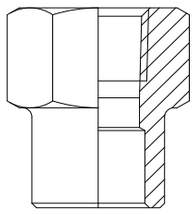	3035/2	1/4"	12	120	100
	3035/3	3/8"	18		100
	3035/4	1/2"	22		60
	3035/6	3/4"	28		30
	3035/8	1"	35		20
	3035/10	1.1/4"	42		6

图纸 Drawing	部件号 Part number	NPT 连接方式 Connections NPT	流通截面积 Orifice section [mm²]	Kd	PS [bar]	熔点 Melting point [°C]	最大工作温度 Max operating temperature [°C]	包装件数 Package pcs
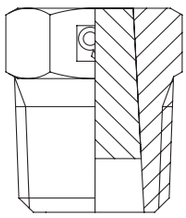	3080/1C	1/8"	18,8	0,91	42	79	68	10
	3080/2C	1/4"	25,5					
	3080/3C	3/8"	56,7					
	3080/4C	1/2"	67,9					
	3082/1C	1/8"	18,8		30	138	127	
	3082/2C	1/4"	25,5					
	3082/3C	3/8"	56,7					
	3082/4C	1/2"	67,9					

HFC / HFO

图纸 Drawing	部件号 Part number	连接方式 Connections					Kv [m³/h]	压差 Differential pressure [bar] (1)	PS [bar]	TS [°C]		包装件数 Package pcs
		SAE 扩口 SAE Flare	ODS		ODM					最小 Min	最大 Max.	
			Ø [in.]	Ø [mm]	Ø [in.]	Ø [mm]						
SAE 扩口接头直通 / STRAIGHT WITH SAE FLARE CONNECTIONS /												
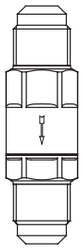	3112/2 (2)	1/4"	-	-	-	-	0,5	0,1	45	-35	+105	90
	3112/3 (2)	3/8"					1,5					90
	3112/4 (2)	1/2"					1,8					90
	3112/5 (2)	5/8"					3,3					90
	3112/6 (2)	3/4"					5					34
黄铜 ODS 连接直通 / STRAIGHT WITH BRASS ODS CONNECTIONS /												
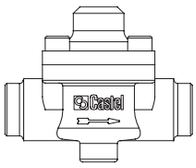	3122/M22	-	-	22	-	28	6,6	0,1	45	-35	+150	14
	3122/7		7/8"	-	1.1/8"	-	6,6					14
	3122/M28		-	28	1.3/8"	35	8,8					14
	3122/9		1.1/8"	-	1.3/8"	35	8,8					14
	3122/11		1.3/8"	35	1.5/8"	-	15,2					14
	3122/13		1.5/8"	-	2"	-	25					1
	3122/M42		-	42	2"	-	25					1
	3122/17		2.1/8"	54	-	-	40					1
紫铜 ODS 连接直通 / STRAIGHT WITH COPPER ODS CONNECTIONS /												
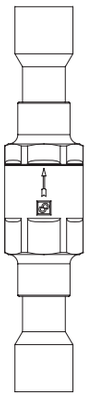	3132/2 (2)	-	1/4"	-	-	-	0,5	0,1	45	-35	+105	90
	3132/3 (2)		3/8"	-			1,5					45
	3132/M10 (2)		-	10			1,5					45
	3132/M12 (2)		-	12			1,8					34
	3132/4 (2)		1/2"	-			1,8					34
	3132/5 (2)		5/8"	16			3,3					42
	3132/M18 (2)		-	18			5					42
	3132/6 (2)		3/4"	-			5					42
	3132/7 (2)		7/8"	22			5					42
	3133/2 (2)		1/4"	-			0,5	0,3				90
	3133/3 (2)		3/8"	-			1,5					45
	3133/M10 (2)		-	10			1,5					45
	3133/M12 (2)		-	12			1,8					34
	3133/4 (2)		1/2"	-			1,8					34
	3133/5 (2)		5/8"	16			3,3					42
	3133/M18 (2)		-	18			5					42
	3133/6 (2)		3/4"	-			5					42
	3133/7 (2)		7/8"	22			5					42

(1): 阀门完全打开时需要的最小压差。
(1) Minimum pressure at which the valve is completely open

(2) 产品无库存
(2) Product running out of stock

图纸 Drawing	部件号 Part number	连接方式 Connections					Kv [m³/h]	压差 Differential pressure [bar] (1)	PS [bar]	TS [°C]		包装件数 Package pcs
		SAE 扩口 SAE Flare	ODS		ODM					最小 Min	最大 Max.	
			Ø [in.]	Ø [mm]	Ø [in.]	Ø [mm]						
紫铜 ODS 连接直通 / STRAIGHT WITH COPPER ODS CONNECTIONS /												
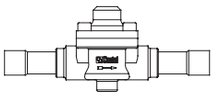	3142/7	-	7/8"	22	-	-	6,6	0,1	45	-35	+150	15
	3142/M28		-	28			8,8					15
	3142/9		1.1/8"	-			8,8					15
	3142/11		1.3/8"	35			15,2					10
	3142/13		1.5/8"	-			25					1
	3142/M42		-	42			25					1
	3142/17		2.1/8"	54			40					1
	3142/21		2.5/8"	-			40					1
	3142/25		3.1/8"	-			40					1
紫铜 ODS 连接直角弯头 / RIGHT ANGLE WITH COPPER ODS CONNECTIONS /												
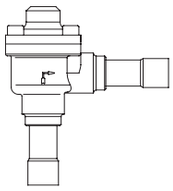	3182/13	-	1.5/8"	-	-	-	37	0,1	45	-35	+150	1
	3182/M42		-	42			37					1
	3182/17		2.1/8"	54			45,4					1

(1): 阀门完全打开时需要的最小压差。
(1): minimum pressure at which the valve is completely open.

HFC / HFO

图纸 Drawing	部件号 Part number	连接方式 Connections					Kv [m³/h]	压差 Differential pressure [bar] (1)	PS [bar]	TS [°C]		包装件数 Package pcs
		SAE 扩口 SAE Flare	ODS		ODM					最小 Min	最大 Max.	
			Ø [in.]	Ø [mm]	Ø [in.]	Ø [mm]						
SAE 扩口接头直通 / STRAIGHT WITH SAE FLARE CONNECTIONS /												
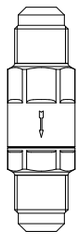	3112N/2 (2) (3)	1/4"	-	-	-	-	0,5	0,1	45	-40	+150	20
	3112N/3 (2) (3)	3/8"					1,5					20
	3112N/4 (2) (3)	1/2"					1,8					20
	3112N/5 (2) (3)	5/8"					3,3					20
	3112N/6 (2) (3)	3/4"					5					16
黄铜 ODS 连接直通 / STRAIGHT WITH BRASS ODS CONNECTIONS /												
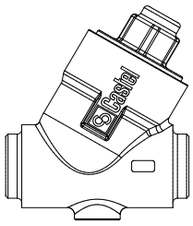	3124N/M22 (2)	-	-	22	-	28	8,1	0,04	45	-40	+150	14
	3124N/7 (2)		7/8"	-	1.1/8"	-	8,1					14
	3124N/M28 (2)		-	28	1.3/8"	35	10,4					14
	3124N/9 (2)		1.1/8"	-	1.3/8"	35	10,4					14
	3124N/11 (2)		1.3/8"	35	1.5/8"	-	15,6					14
	3125N/M22 (2)	-	-	22	-	28	8,1	0,3	45	-40	+150	14
	3125N/7 (2)		7/8"	-	1.1/8"	-	8,1					14
	3125N/M28 (2)		-	28	1.3/8"	35	10,4					14
	3125N/9 (2)		1.1/8"	-	1.3/8"	35	10,4					14
	3125N/11 (2)		1.3/8"	35	1.5/8"	-	15,6					14
紫铜 ODS 连接直通 / STRAIGHT WITH COPPER ODS CONNECTIONS /												
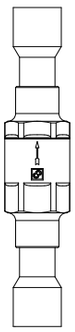	3132N/2 (2) (3)	-	1/4"	-	-	-	0,5	0,1	45	-40	+150	25
	3132N/3 (2) (3)		3/8"	-			1,5					25
	3132N/M10 (2) (3)		-	10			1,5					25
	3132N/M12 (2) (3)		-	12			1,8					16
	3132N/4 (2) (3)		1/2"	-			1,8					16
	3132N/5 (2) (3)		5/8"	16			3,3					16
	3132N/M18 (2) (3)		-	18			5					21
	3132N/6 (2) (3)		3/4"	-			5					21
	3132N/7(2) (3)		7/8"	22			5					21
	3133N/2 (2) (3)	-	1/4"	-	-	-	0,5	0,3	45	-40	+150	25
	3133N/3 (2) (3)		3/8"	-			1,5					25
	3133N/M10 (2) (3)		-	10			1,5					25
	3133N/M12 (2) (3)		-	12			1,8					16
	3133N/4 (2) (3)		1/2"	-			1,8					16
	3133N/5 (2) (3)		5/8"	16			3,3					16
	3133N/M18 (2) (3)		-	18			5					21
	3133N/6 (2) (3)		3/4"	-			5					21
	3133N/7(2) (3)		7/8"	22			5					21

(1): 阀门完全打开时需要的最小压差。
(1): minimum pressure at which the valve is completely open.

(2) 不能和 R22、矿物油和烷基苯油一起使用
(2) No use with R22 , mineral and alchylbezene oils

(3) 产品无库存
(3) Product running out of stock

图纸 Drawing	部件号 Part number	连接方式 Connections					Kv [m³/h]	压差 Differential pressure [bar] (1)	PS [bar]	TS [°C]		包装件数 Package pcs
		SAE 扩口 SAE Flare	ODS		ODM					最小 Min	最大 Max.	
			Ø [in.]	Ø [mm]	Ø [in.]	Ø [mm]						
紫铜 ODS 连接直通 / STRAIGHT WITH COPPER ODS CONNECTIONS /												
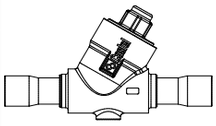	3144N/7 (2)	-	7/8"	22	-	-	8,1	0,04	45	-40	+150	15
	3144N/M28 (2)		-	28			10,4					14
	3144N/9 (2)		1.1/8"	-			10,4					14
	3144N/11 (2)		1.3/8"	35			15,6					5
	3145N/7 (2)	-	7/8"	22	-	-	8,1	0,3	45	-40	+150	15
	3145N/M28 (2)		-	28			10,4					14
	3145N/9(2)		1.1/8"	-			10,4					14
	3145N/11 (2)		1.3/8"	35			15,6					5
紫铜 ODS 连接直角弯头 / RIGHT ANGLE WITH COPPER ODS CONNECTIONS /												
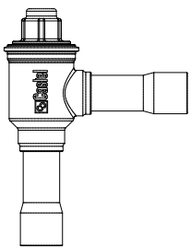	3184N/7 (2)	-	7/8"	22	-	-	9	0,04	45	-40	+150	14
	3184N/M28 (2)		-	28			19					1
	3184N/9 (2)		1.1/8"	-			19					1
	3184N/11 (2)		1.3/8"	35			29					1
	3185N/7 (2)	-	7/8"	22	-	-	9	0,3	45	-40	+150	14
	3185N/M28 (2)		-	28			19					1
	3185N/9 (2)		1.1/8"	-			19					1
	3185N/11 (2)		1.3/8"	35			29					1

(1): 阀门完全打开时需要的最小压差。
(1): minimum pressure at which the valve is completely open.

(2) 不能和 R22、矿物油和烷基苯油一起使用
(2) No use with R22 , mineral and alchylbezene oils

(3) 产品无库存
(3) Product running out of stock

NEW 2017

图纸 Drawing	部件号 Part number	连接方式 Connections					Kv [m³/h]	压差 Differential pressure [bar] (1)	PS [bar]	TS [°C]		包装件数 Package pcs
		SAE 扩口 SAE Flare	ODS		ODM					最小 Min	最大 Max.	
			Ø [in.]	Ø [mm]	Ø [in.]	Ø [mm]						
SAE 扩口接头直通 / STRAIGHT WITH SAE FLARE CONNECTIONS /												
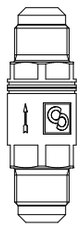	3112W/2	1/4"	-	-	-	-	0,5	0,04	45	-40	+150	20
	3112W/3	3/8"					1,5					20
	3112W/4	1/2"					1,8					20
	3112W/5	5/8"					3,3					20
	3112W/6	3/4"					5					16
紫铜 ODS 连接直通 / STRAIGHT WITH COPPER ODS CONNECTIONS /												
	3132W/2	-	1/4"	-	-	-	0,5	0,04	45	-40	+150	25
	3132W/3		3/8"	-			1,5					25
	3132W/M10		-	10			1,5					25
	3132W/M12		-	12			1,8					16
	3132W/4		1/2"	-			1,8					16
	3132W/5		5/8"	16			3,3					16
	3132W/M18		-	18			5					21
	3132W/6		3/4"	-			5					21
	3132W/7		7/8"	22			5					21
	3133W/2	-	1/4"	-	-	-	0,5	0,3	45	-40	+150	25
	3133W/3		3/8"	-			1,5					25
	3133W/M10		-	10			1,5					25
	3133W/M12		-	12			1,8					16
	3133W/4		1/2"	-			1,8					16
	3133W/5		5/8"	16			3,3					16
	3133W/M18		-	18			5					21
	3133W/6		3/4"	-			5					21
	3133W/7		7/8"	22			5					21

(1): 阀门完全打开时需要的最小压差。
(1): minimum pressure at which the valve is completely open.

冷凝压力调节水阀
CONDENSING PRESSURE REGULATOR WATER VALVES

图纸 Drawing	部件号 Part number	连接方式 Connections	工作压力范围 Working range [bar]	最大水压 Max water pressure [bar]	最大水温 Max water temperature [°C]	制冷剂最大工作压力 Refrigerant max working pressure [bar]	Kv [m³/h]	包装件数 Package pcs
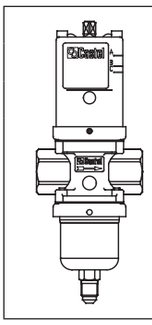	3210/03	G 3/8"	5 - 20	10	80	22	2	17
	3210/04	G 1/2"					3	
	3210/06	G 3/4"					4,7	

热气旁通冷量调节阀-经美国保险商实验室公司 UL 认证
HOT GAS BYPASS CAPACITY REGULATORS - APPROVED BY UNDERWRITERS LABORATORIES INC.

图纸 Drawing	部件号 Part number	连接方式 Connections			压力调节范围 Regulation range [bar]	Kv [m³/h]	PS [bar]	TS [°C]		包装件数 Package pcs
		SAE 扩口 SAE Flare	ODS [in.]	ODS [mm]				最小 min	最大 Max.	
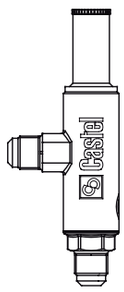	3310/4	1/2"	-	-	0,2 - 6	0,70	28 (1)	- 40	+ 110	15
	3310/5	5/8"	-	-		1,26				15
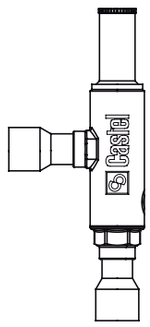	3310/M12S	-	-	12	0,2 - 6	0,70	28 (1)	- 40	+ 110	15
	3310/4S	-	1/2"	-		0,70				15
	3310/5S	-	5/8"	16		1,26				15
	3310/7S	-	7/8"	22		1,84				8
	3315/M12S (2)	-	-	12	2 - 7	0,70	45	- 40	+ 110	15
	3315/4S (2)	-	1/2"	-		0,70				15
	3315/5S (2)	-	5/8"	16		1,26				15
	3315/7S (2)	-	7/8"	22		1,84				8

注释：
Note:
(1): MWP = 405 psi 符合 UL 认证标准
(1): MWP = 405 psi according to UL approval

(2): 无 UL 认证
(2): not UL approved

曲轴箱压力调节阀-经美国保险商实验室公司 UL 认证
CRANKCASE PRESSURE REGULATORS - APPROVED BY UNDERWRITERS LABORATORIES INC.

图纸 Drawing	部件号 Part number	连接方式 Connections			压力调节范围 Regulation range [bar]	Kv [m³/h]	PS [bar]	TS [°C]		包装件数 Package pcs
		SAE 扩口 SAE Flare	ODS [in.]	ODS [mm]				最小 Min	最大 Max.	
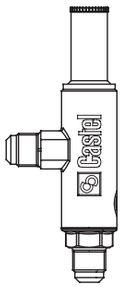	3320/4	1/2"	-	-	0,2 - 6	3,3	28 (1)	- 40	+ 110	15
	3320/5	5/8"	-	-						15
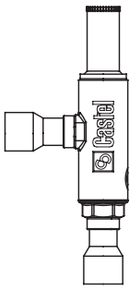	3320/M12S	-	-	12	0,2 - 6	3,3	28 (1)	- 40	+ 110	15
	3320/4S	-	1/2"	-						15
	3320/5S	-	5/8"	16						15
	3320/7S	-	7/8"	22						8
	3320/9S	-	1.1/8"	-		8				1
	3320/M28S	-	-	28						1
	3320/11S	-	1.3/8"	35						1

注释：
Note:
(1): MWP = 405 psi 符合 UL 认证标准
(1): MWP = 405 psi according to UL approval

图纸 Drawing	部件号 Part number	连接方式 Connections			压力调节范围 Regulation range [bar]	Kv [m³/h]	PS [bar]	TS [°C]		包装件数 Package pcs
		SAE 扩口 SAE Flare	ODS [in.]	ODS [mm]				最小 Min	最大 Max.	
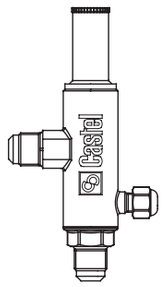	3330/4	1/2"	-	-	0,2 - 5,5	2,7	28 (1)	- 40	+ 110	15
	3330/5	5/8"	-	-						15
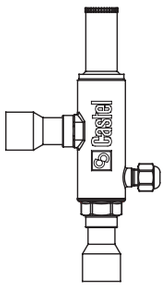	3330/M12S	-	-	12	0,2 - 5,5	2,7	28 (1)	- 40	+ 110	15
	3330/4S	-	1/2"	-						15
	3330/5S	-	5/8"	16						15
	3330/7S	-	7/8"	22						8
	3330/9S	-	1.1/8"	-		8,4				1
	3330/M28S	-	-	28						1
	3330/11S	-	1.3/8"	35						1
	3335/M12S (2)	-	-	12	3 - 20	2,7	45	- 40	+ 110	15
	3335/4S (2)	-	1/2"	-						15
	3335/5S (2)	-	5/8"	16						15
	3335/7S (2)	-	7/8"	22						8

注释：
Note:
(1): MWP = 405 psi 符合 UL 认证标准
(1): MWP = 405 psi according to UL approval

(2): 无 UL 认证
(2): not UL approved

冷凝压力调节阀-经美国保险商实验室公司 UL 认证
CONDENSING PRESSURE REGULATORS - APPROVED BY UNDERWRITERS LABORATORIES INC

图纸 Drawing	部件号 Part number	连接方式 Connections			压力调节范围 Regulation range [bar]	Kv [m³/h]	PS [bar]	TS [°C]		包装件数 Package pcs
		SAE 扩口 SAE Flare	ODS [in.]	ODS [mm]				最小 Min	最大 Max.	
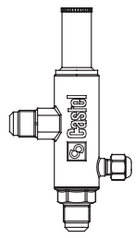	3340/4	1/2"	-	-	3-20	2,7	28 (1)	- 40	+ 110	15
	3340/5	5/8"	-	-						15
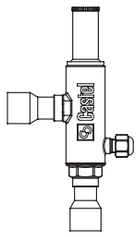	3340/M12S	-	-	12	3-20	2,7	28 (1)	- 40	+ 110	15
	3340/4S	-	1/2"	-						15
	3340/5S	-	5/8"	16						15
	3340/7S	-	7/8"	22						8
	3340/9S	-	1.1/8"	-		8,4				1
	3340/M28S	-	-	28						1
	3340/11S	-	1.3/8"	35						1
	3345/M12S (2)	-	-	12	18 - 30	2,7	45	- 40	+ 110	15
	3345/4S (2)	-	1/2"	-						15
	3345/5S (2)	-	5/8"	16						15
	3345/7S (2)	-	7/8"	22						8

注释：
Note:
(1): MWP = 405 psi 符合 UL 认证标准
(1): MWP = 405 psi according to UL approval

(2): 无 UL 认证
(2): not UL approved

压差阀
DIFFERENTIAL VALVES

图纸 Drawing	部件号 Part number	连接方式 Connections			开启压差 Opening differential pressure [bar]	Kv [m³/h]	PS [bar]	TS [°C]		包装件数 Package pcs
		SAE 扩口 SAE Flare	ODS [in.]	ODS [mm]				最小 min	最大 Max.	
	3136/M12 (1)	-	-	12	1,4 - 3	1,5	45	- 40	+ 110	34
	3136/4 (1)	-	1/2"	-						34

(1) 产品无库存
(1) Product running out of stock

NEW 2017

图纸 Drawing	部件号 Part number	连接方式 Connections			开启压差 Opening differential pressure [bar]	Kv [m³/h]	PS [bar]	TS [°C]		包装件数 Package pcs
		SAE 扩口 SAE Flare	ODS [in.]	ODS [mm]				最小 Min	最大 Max.	
	3136W/M12 (1) N	-	-	12	1,4 - 3	1,5	45	- 40	+ 110	16
	3136W/4 (1) N	-	1/2"	-						

(1): 无 UL 认证
(1): not UL approved

贮液器压力调节阀-经美国保险商实验室公司 UL 认证
RECEIVER PRESSURE REGULATORS - APPROVED BY UNDERWRITERS LABORATORIES INC.

图纸 Drawing	部件号 Part number	连接方式 Connections			压力调节范围 Regulation range [bar]	Kv [m³/h]	PS [bar]	TS [°C]		包装件数 Package pcs
		SAE 扩口 SAE Flare	ODS [in.]	ODS [mm]				最小 min	最大 Max.	
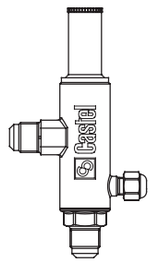	3350/4	1/2"	-	-	3 - 20	1,8	28 (1)	- 40	+ 110	15
	3350/5	5/8"	-	-						15
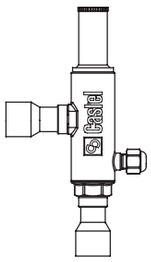	3350/M12S	-	-	12	3-20	1,8	28 (1)	- 40	+ 110	15
	3350/4S	-	1/2"	-						15
	3350/5S	-	5/8"	16						15

注释：
Note:
(1): MWP = 405 psi 符合 UL 认证标准
(1): MWP = 405 psi according to UL approval

视液镜-经美国保险商实验室公司 UL 认证
LIQUID INDICATORS - APPROVED BY UNDERWRITERS LABORATORIES INC.

图纸 Drawing	部件号 Part number	连接方式 Connections			PS [bar]	TS [°C]		包装件数 Package pcs
		SAE 扩口 SAE Flare	ODS [in.]	ODS [mm]		最小 Min	最大 Max.	
SAE 扩口外螺纹-外螺纹接头 / SAE FLARE MALE - MALE CONNECTIONS /								
	3810/22	1/4"	-	-	45 (1)	-40	+120	90
	3810/33	3/8"						
	3810/44	1/2"						
	3810/55	5/8"						
	3810/66	3/4"						
SAE 扩口外螺纹-内螺纹接头 / SAE FLARE MALE - FEMALE CONNECTIONS /								
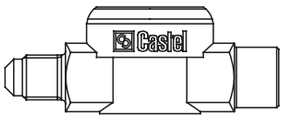	3850/22	1/4"	-	-	45 (1)	-40	+120	90
	3850/33	3/8"						90
	3850/44	1/2"						90
	3850/55	5/8"						90
	3850/66	3/4"						24
铜焊接头 / COPPER BRAZE CONNECTIONS /								
	3840/2	-	1/4"	-	45 (1)	-40	+120	42
	3840/3		3/8"	-				42
	3840/M10		-	10				42
	3840/M12		-	12				42
	3840/4		1/2"	-				42
	3840/5		5/8"	16				42
	3840/M18		-	18				42
	3840/6		3/4"	-				42
	3840/7		7/8"	22				42
	3840/9		1.1/8"	-				11

注释：
Note:
(1): MWP = 500 psi 符合 UL 认证标准
(1): MWP = 500 psi according to UL approval

图纸 Drawing	部件号 Part number	连接方式 Connections			PS [bar]	TS [°C]		包装件数 Package pcs
		SAE 扩口 SAE Flare	ODS					
			Ø [in.]	Ø [mm]		最小 Min	最大 Max.	

SAE 扩口外螺纹-外螺纹接头 / SAE FLARE MALE - MALE CONNECTIONS /

	3910/22	1/4"	-	-	45 (1)	-40	+120	90
	3910/33	3/8"						
	3910/44	1/2"						
	3910/55	5/8"						
	3910/66	3/4"						

SAE 扩口外螺纹-内螺纹接头 / SAE FLARE MALE - FEMALE CONNECTIONS /

	3950/22	1/4"	-	-	45 (1)	-40	+120	90
	3950/33	3/8"						90
	3950/44	1/2"						90
	3950/55	5/8"						90
	3950/66	3/4"						24

铜焊接头 / COPPER BRAZE CONNECTIONS /

	3940/2	-	1/4"	-	45 (1)	-40	+120	42
	3940/3		3/8"	-				42
	3940/M10		-	10				42
	3940/M12		-	12				42
	3940/4		1/2"	-				42
	3940/5		5/8"	16				42
	3940/M18		-	18				42
	3940/6		3/4"	-				42
	3940/7		7/8"	22				42
	3940/9		1.1/8"	-				11

注释：
Note:
(1): MWP = 500 psi 符合 UL 认证标准
(1): MWP = 500 psi according to UL approval

图纸 Drawing	部件号 Part number	连接方式 Connections							PS [bar]	TS [°C]		包装件数 Package pcs
		ODS		ODM		管道尺寸 Per tubo						
		Ø [in.]	Ø [mm]	Ø [in.]	Ø [mm]	Ø [in.]	Ø [mm]	孔 Hole Ø [mm]		最小 Min	最大 Max.	

铜焊接头 / COPPER BRAZE CONNECTIONS /

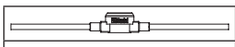	3940/X01	-	-	-	6	-	-	-	45	-40	+120	120
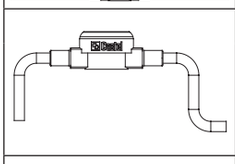	3940/X02	-	-	-	6	-	-	-	45	-40	+120	48
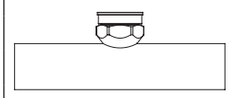	3770/M28	-	-	-	28	-	-	-	45	-30	+110	21
	3770/11			1.3/8"	35							17
	3770/13			1.5/8"	-							17
	3770/M42			-	42							
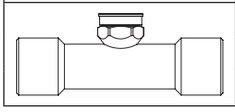	3771/11	1.3/8″	35	-	-	-	-	-	45	-30	+110	17
	3771/M42	-	42	-	-	-	-	-	45	-30	+110	
	3771/17	2.1/8"	-	-	-	-	-	-	45	-30	+110	15

座架类型，带液位计，用于油路控制系统 / SADDLE TYPE WITH LEVEL INDICATOR, FOR OIL CONTROL SYSTEM /

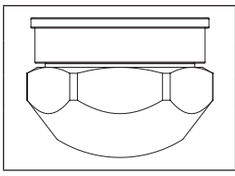	3680/7 (1)	-	-	-	-	7/8"	22	-	45	-40	+150	225
	3680/9 (1)					1.1/8"	28					
	3680/11 (1)					1.3/8"	35					

(1) 不能和 R22、矿物油和烷基苯油一起使用
(1) No use with R22 , mineral and alchylbezene oils

座架类型 / SADDLE TYPE /

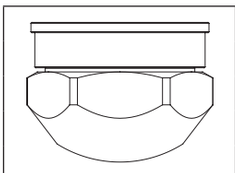	3780/5	-	-	-	-	5/8"	16	-	45	-30	+110	225
	3780/M18					-	18					
	3780/7					7/8"	22					
	3780/9					1.1/8"	28					
	3780/11					1.3/8"	35					
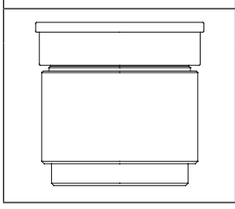	3781/M28	-	-	-	-	-	-	28	45	-30	+110	210

干燥过滤器，100% 分子筛 - SAE 连接-经美国保险商实验室公司 UL 认证

SOLID CORE FILTER DRIERS 100% MOLECULAR SIEVES - SAE FLARE CONNECTIONS - APPROVED BY UNDERWRITERS LABORATORIES INC.

图纸 Drawing	部件号 Part number	国际代码 International code	连接方式 Connections	标称容积 Nominal volume [cm³]	PS [bar]	TS [°C] 最小 Min	TS [°C] 最大 Max.	包装件数 Package pcs
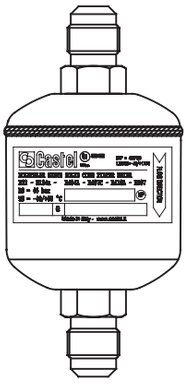	4303/2	032	1/4"	50	45 (1)	-40	+80	45
	4303/3	033	3/8"	50				45
	4305/2	052	1/4"	80				34
	4305/3	053	3/8"	80				34
	4308/2	082	1/4"	130				24
	4308/3	083	3/8"	130				24
	4308/4	084	1/2"	130				24
	4316/2	162	1/4"	250				28
	4316/3	163	3/8"	250				28
	4316/4	164	1/2"	250				28
	4316/5	165	5/8"	250				28
	4330/3	303	3/8"	500				12
	4330/4	304	1/2"	500				12
	4330/5	305	5/8"	500				12
	4332/4	304	1/2"	500				15
	4332/5	305	5/8"	500				15
	4341/4	414	1/2"	670				14
	4341/5	415	5/8"	670				14
	4341/6	416	3/4"	670				14
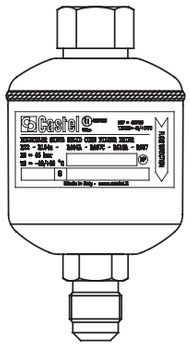	4303/2F	-	1/4"	50	45 (1)	-40	+80	45
	4305/2F		1/4"	80				34
	4308/2F		1/4"	130				24
	4308/3F		3/8"	130				24
	4316/3F		3/8"	250				28

注释：

Note:

(1): 4303，4305，4316，4332 系列过滤器，MWP = 435 psi 符合 UL 认证标准
4308，4330，4341 系列过滤器，MWP = 400 psi 符合 UL 认证标准

(1): MWP = 435 psi according to UL approval for filters series 4303 , 4305 , 4316 , 4332
MWP = 400 psi according to UL approval for filters series 4308 , 4330 , 4341

干燥过滤器，100% 分子筛 - SAE 焊接接头-经美国保险商实验室公司 UL 认证
SOLID CORE FILTER DRIERS 100% MOLECULAR SIEVES - SOLDER CONNECTIONS - APPROVED BY UNDERWRITERS LABORATORIES INC.

图纸 Drawing	部件号 Part number	国际代码 International code	连接方式 Connections				标称容积 Nominal volume [cm³]	PS [bar]	TS [°C]		包装件数 Package pcs
			ODS		ODM						
			Ø [in.]	Ø [mm]	Ø [in.]	Ø [mm]			最小 Min	最大 Max.	
	4303/2S	032S	1/4"	-	3/8"	-	50	45 (1)	-40	+80	45
	4303/2.5S	-	5/16"	-	3/8"	-	50				45
	4303/3S	033S	3/8"	-	1/2"	-	50				45
	4305/2S	052S	1/4"	-	3/8"	-	80				34
	4305/3S	053S	3/8"	-	1/2"	-	80				34
	4305/M10S	-	-	10	-	12	80				34
	4308/2S	082S	1/4"	-	3/8"	-	130				24
	4308/3S	083S	3/8"	-	1/2"	-	130				24
	4308/M10S	-	-	10	-	12	130				24
	4308/M12S	-	-	12	-	14	130				24
	4308/4S	084S	1/2"	-	5/8"	16	130				24
	4316/3S	163S	3/8"	-	1/2"	-	250				28
	4316/M10S	-	-	10	-	12	250				28
	4316/M12S	-	-	12	-	14	250				28
	4316/4S	164S	1/2"	-	5/8"	16	250				28
	4316/5S	165S	5/8"	16	3/4"	-	250				28
	4316/7S	167S	7/8"	-	1.1/8"	-	250				28
	4330/3S	303S	3/8"	-	1/2"	-	500				12
	4330/4S	304S	1/2"	-	5/8"	16	500				12
	4330/5S	305S	5/8"	16	3/4"	-	500				12
	4330/7S	307S	7/8"	-	1.1/8"	-	500				12
	4330/9S	309S	1.1/8"	-	1.3/8"	35	500				12
	4332/4S	304S	1/2"	-	5/8"	16	500				15
	4332/5S	305S	5/8"	16	3/4"	-	500				15
	4341/4S	414S	1/2"	-	5/8"	16	670				14
	4341/5S	415S	5/8"	16	3/4"	-	670				14
	4341/6S	416S	3/4"	-	7/8"	-	670				14
	4341/7S	417S	7/8"	-	1.1/8"	-	670				14
	4375/4S	754S	1/2"	-	5/8"	16	1340				1
	4375/5S	755S	5/8"	16	3/4"	-	1340				1
	4375/6S	756S	3/4"	-	7/8"	-	1340				1
	4375/7S	757S	7/8"	-	1.1/8"	-	1340				1
	4375/9S	759S	1.1/8"	-	1.3/8"	35	1340				1

注释：
Note:
(1): 4303，4305，4316，4332，4375 系列过滤器，MWP = 435 psi 符合 UL 认证标准
4308，4330，4341 系列过滤器，MWP = 400 psi 符合 UL 认证标准
(1): MWP = 435 psi according to UL approval for filters series 4303 , 4305 , 4316 , 4332 , 4375
MWP = 400 psi according to UL approval for filters series 4308 , 4330 , 4341

干燥过滤器，80% 分子筛，20% 氧化铝 - SAE 连接-经美国保险商实验室公司 UL 认证
DEHYDRATOR FILTERS WITH SOLID CORE 80% MOLECULAR SIEVE, 20% ALUMINA - SAE FLARE CONNECTIONS - APPROVED BY UNDERWRITERS LABORATORIES INC.

图纸 Drawing	部件号 Part number	国际代码 International code	SAE 连接 Connections SAE Flare	标称容积 Nominal volume [cm³]	PS [bar]	TS [°C] 最小 Min	TS [°C] 最大 Max.	包装件数 Package pcs
	4203/2	032	1/4"	50	45 (1)	-40	+80	45
	4203/3	033	3/8"	50				45
	4205/2	052	1/4"	80				34
	4205/3	053	3/8"	80				34
	4208/2	082	1/4"	130				24
	4208/3	083	3/8"	130				24
	4208/4	084	1/2"	130				24
	4216/2	162	1/4"	250				28
	4216/3	163	3/8"	250				28
	4216/4	164	1/2"	250				28
	4216/5	165	5/8"	250				28
	4230/3	303	3/8"	500				12
	4230/4	304	1/2"	500				12
	4230/5	305	5/8"	500				12
	4232/4	304	1/2"	500				15
	4232/5	305	5/8"	500				15
	4241/5	415	5/8″	670				14
	4241/6	416	3/4"	670				14

注释：
Note:
(1): 4203，4205，4216，4232 系列过滤器，MWP = 435 psi 符合 UL 认证标准
4208，4230，4241 系列过滤器，MWP = 400 psi 符合 UL 认证标准
(1): MWP = 435 psi according to UL approval for filters series 4203 , 4205 , 4216 , 4232
MWP = 400 psi according to UL approval for filters series 4208 , 4230 , 4241

干燥过滤器，80% 分子筛，20% 氧化铝 - 焊接接头-经美国保险商实验室公司 UL 认证
DEHYDRATOR FILTERS WITH SOLID CORE 80% MOLECULAR SIEVE, 20% ALUMINA - SOLDER CONNECTIONS - APPROVED BY UNDERWRITERS LABORATORIES INC.

图纸 Drawing	部件号 Part number	国际代码 International code	连接方式 Connections				标称容积 Nominal volume [cm³]	PS [bar]	TS [°C]		包装件数 Package pcs
			ODS		ODM						
			Ø [in.]	Ø [mm]	Ø [in.]	Ø [mm]			最小 Min	最大 Max.	
	4203/2S	032S	1/4"	-	3/8"	-	50	45 (1)	-40	+80	45
	4205/2S	052S	-	-	-	-	80				34
	4205/3S	053S	3/8"	-	1/2"	-	80				34
	4205/M10S	-	-	10	-	12	80				34
	4208/2S	082S	1/4"	-	3/8"	-	130				24
	4208/3S	083S	3/8"	-	1/2"	-	130				24
	4208/M10S	-	-	10	-	12	130				24
	4208/M12S	-	-	12	-	14	130				24
	4208/4S	084S	1/2″	-	5/8″	16	130				24
	4216/3S	163S	3/8"	-	1/2"	-	250				28
	4216/M10S	-	-	10	-	12	250				28
	4216/M12S	-	-	12	-	14	250				28
	4216/4S	164S	1/2"	-	5/8"	16	250				28
	4216/5S	165S	5/8"	16	3/4"	-	250				28
	4230/3S	303S	3/8"	-	1/2"	-	500				12
	4230/4S	304S	1/2"	-	5/8"	16	500				12
	4230/5S	305S	5/8"	16	3/4"	-	500				12
	4232/4S	304S	1/2"	-	5/8"	16	500				15
	4232/5S	305S	5/8"	16	3/4"	-	500				15
	4241/5S	415S	5/8″	16	3/4″	-	670				14
	4241/6S	416S	3/4"	-	7/8"	-	670				14
	4241/7S	417S	7/8"	-	1.1/8"	-	670				14
	4275/4S	754S	1/2"	-	5/8"	16	1340				1
	4275/5S	755S	5/8"	16	3/4"	-	1340				1
	4275/6S	756S	3/4"	-	7/8"	-	1340				1
	4275/7S	757S	7/8"	-	1.1/8"	-	1340				1
	4275/9S	759S	1.1/8"	-	1.3/8"	35	1340				1

注释：
Note:
(1): 4203，4205，4216，4232，4275 系列过滤器，MWP = 435 psi 符合 UL 认证标准
4208，4230，4241 系列过滤器，MWP = 400 psi 符合 UL 认证标准
(1): MWP = 435 psi according to UL approval for filters series 4203 , 4205 , 4216 , 4232 , 4275
MWP = 400 psi according to UL approval for filters series 4208 , 4230 , 4241

图纸 Drawing	部件号 Part number	国际代码 International code	SAE 连接 Connections SAE Flare	标称容积 Nominal volume [cm³]	PS [bar]	TS [°C]		包装件数 Package pcs
						最小 Min	最大 Max.	
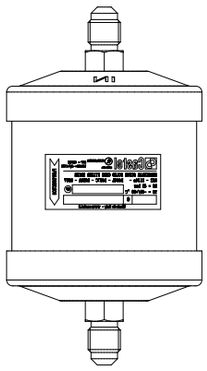	DF303/2	032	1/4"	50	47 (1)	-40	+80	25
	DF303/3	033	3/8"	50				25
	DF305/2	052	1/4"	80				25
	DF305/3	053	3/8"	80				25
	DF308/2	082	1/4"	130				25
	DF308/3	083	3/8"	130				25
	DF308/4	084	1/2"	130				25
	DF316/2	162	1/4"	250				15
	DF316/3	163	3/8"	250				15
	DF316/4	164	1/2"	250				15
	DF316/5	165	5/8"	250				15
	DF330/3	303	3/8"	500				10
	DF330/4	304	1/2"	500				10
	DF330/5	305	5/8"	500				10
	DF341/4	414	1/2"	670				6
	DF341/5	415	5/8"	670				6
	DF341/6	416	3/4"	670				6
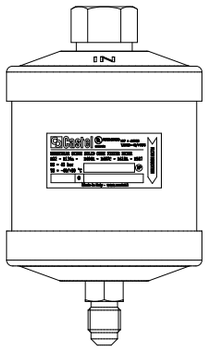	DF303/2F	-	1/4"	50	47 (1)	-40	+80	25
	DF305/2F		1/4"	80				25
	DF308/2F		1/4"	130				25
	DF308/3F		3/8"	130				25
	DF316/3F		3/8"	250				15

注释：
Note:
(1): MWP = 680 psi 符合 UL 认证标准
(1): MWP = 680 psi according to UL approval

干燥过滤器，100% 分子筛 - SAE 焊接接头-经美国保险商实验室公司 UL 认证
SOLID CORE FILTER DRIERS 100% MOLECULAR SIEVES - SOLDER CONNECTIONS - APPROVED BY UNDERWRITERS LABORATORIES INC.

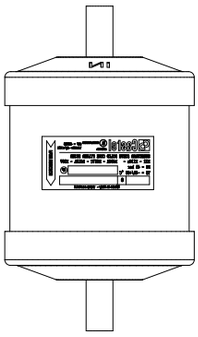

图纸 Drawing	部件号 Part number	国际代码 International code	连接方式 Connections				标称容积 Nominal volume [cm³]	PS [bar]	TS [°C]		包装件数 Package pcs
			ODS		ODM				最小 Min	最大 Max.	
			Ø [in.]	Ø [mm]	Ø [in.]	Ø [mm]					
	DF303/2S	032S	1/4"	-	3/8"	-	50	47 (1)	-40	+80	25
	DF303/3S	033S	3/8"	-	1/2"	-	50				25
	DF305/2S	052S	1/4"	-	3/8"	-	80				25
	DF305/3S	053S	3/8"	-	1/2"	-	80				25
	DF305/M10S	-	-	10	-	12	80				25
	DF308/2S	082S	1/4"	-	3/8"	-	130				25
	DF308/3S	083S	3/8"	-	1/2"	-	130				25
	DF308/M10S	-	-	10	-	12	130				25
	DF308/M12S	-	-	12	-	14	130				25
	DF308/4S	084S	1/2"	-	5/8"	16	130				25
	DF316/3S	163S	3/8"	-	1/2"	-	250				15
	DF316/M10S	-	-	10	-	12	250				15
	DF316/M12S	-	-	12	-	14	250				15
	DF316/4S	164S	1/2"	-	5/8"	16	250				15
	DF316/5S	165S	5/8"	16	3/4"	-	250				15
	DF316/7S	167S	7/8"	-	1.1/8"	-	250				15
	DF330/3S	303S	3/8"	-	1/2"	-	500				10
	DF330/4S	304S	1/2"	-	5/8"	16	500				10
	DF330/5S	305S	5/8"	16	3/4"	-	500				10
	DF330/7S	307S	7/8"	-	1.1/8"	-	500				10
	DF330/9S	309S	1.1/8"	-	1.3/8"	35	500				10
	DF341/4S	414S	1/2"	-	5/8"	16	670				6
	DF341/5S	415S	5/8"	16	3/4"	-	670				6
	DF341/6S	416S	3/4"	-	7/8"	-	670				6
	DF341/7S	417S	7/8"	-	1.1/8"	-	670				6
	DF375/4S	754S	1/2"	-	5/8"	16	1340				1
	DF375/5S	755S	5/8"	16	3/4"	-	1340				1
	DF375/6S	756S	3/4"	-	7/8"	-	1340				1
	DF375/7S	757S	7/8"	-	1.1/8"	-	1340				1
	DF375/9S	759S	1.1/8"	-	1.3/8"	35	1340				1

注释：
Note:
(1): MWP = 680 psi 符合 UL 认证标准
(1): MWP = 680 psi according to UL approval

干燥过滤器，80% 分子筛，20% 氧化铝 - SAE 连接-经美国保险商实验室公司 UL 认证
DEHYDRATOR FILTERS WITH SOLID CORE 80% MOLECULAR SIEVE, 20% ALUMINA - SAE FLARE CONNECTIONS - APPROVED BY UNDERWRITERS LABORATORIES INC.

图纸 Drawing	部件号 Part number	国际代码 International code	SAE 连接 Connections SAE Flare	标称容积 Nominal volume [cm³]	PS [bar]	TS [°C]		包装件数 Package pcs
						最小 Min	最大 Max.	
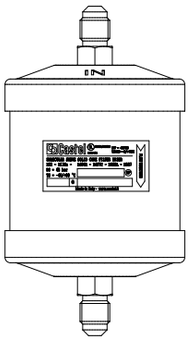	DF203/2	032	1/4"	50	47 (1)	-40	+80	25
	DF203/3	033	3/8"	50				25
	DF205/2	052	1/4"	80				25
	DF205/3	053	3/8"	80				25
	DF208/2	082	1/4"	130				25
	DF208/3	083	3/8"	130				25
	DF208/4	084	1/2"	130				25
	DF216/2	162	1/4"	250				15
	DF216/3	163	3/8"	250				15
	DF216/4	164	1/2"	250				15
	DF216/5	165	5/8"	250				15
	DF230/3	303	3/8"	500				10
	DF230/4	304	1/2"	500				10
	DF230/5	305	5/8"	500				10
	DF241/5	415	5/8"	670				6
	DF241/6	416	3/4"	670				6

注释：
Note:
(1): MWP = 680 psi 符合 UL 认证标准
(1): MWP = 680 psi according to UL approval

干燥过滤器，80% 分子筛，20% 氧化铝 - 焊接接头-经美国保险商实验室公司 UL 认证
DEHYDRATOR FILTERS WITH SOLID CORE 80% MOLECULAR SIEVE, 20% ALUMINA - SOLDER CONNECTIONS - APPROVED BY UNDERWRITERS LABORATORIES INC.

图纸 Drawing	部件号 Part number	国际代码 International code	连接方式 Connections				标称容积 Nominal volume [cm³]	PS [bar]	TS [°C]		包装件数 Package pcs
			ODS		ODM						
			Ø [in.]	Ø [mm]	Ø [in.]	Ø [mm]			最小 Min	最大 Max.	
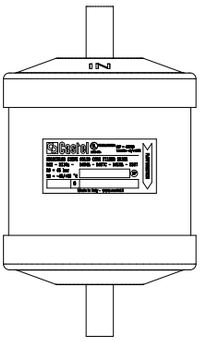	DF203/2S	032S	1/4"	-	3/8"	-	50	47 (1)	-40	+80	25
	DF203/3S	033S	3/8"	-	1/2"	-	50				25
	DF205/2S	052S	1/4"	-	3/8"	-	80				25
	DF205/3S	053S	3/8"	-	1/2"	-	80				25
	DF205/M10S	-	-	10	-	12	80				25
	DF208/2S	082S	1/4"	-	3/8"	-	130				25
	DF208/3S	083S	3/8"	-	1/2"	-	130				25
	DF208/M10S	-	-	10	-	12	130				25
	DF208/M12S	-	-	12	-	14	130				25
	DF208/4S	084S	1/2"	-	5/8"	16	130				25
	DF216/3S	163S	3/8"	-	1/2"	-	250				15
	DF216/M10S	-	-	10	-	12	250				15
	DF216/M12S	-	-	12	-	14	250				15
	DF216/4S	164S	1/2"	-	5/8"	16	250				15
	DF216/5S	165S	5/8"	16	3/4"	-	250				15
	DF216/7S	167S	7/8"	-	1.1/8"	-	250				15
	DF230/3S	303S	3/8"	-	1/2"	-	500				10
	DF230/4S	304S	1/2"	-	5/8"	16	500				10
	DF230/5S	305S	5/8"	16	3/4"	-	500				10
	DF230/7S	307S	7/8"	-	1.1/8"	-	500				10
	DF230/9S	309S	1.1/8"	-	1.3/8"	35	500				10
	DF241/5S	415S	5/8″	16	3/4″	-	670				6
	DF241/6S	416S	3/4"	-	7/8"	-	670				6
	DF241/7S	417S	7/8"	-	1.1/8"	-	670				6
	DF275/4S	754S	1/2"	-	5/8"	16	1340				1
	DF275/5S	755S	5/8"	16	3/4"	-	1340				1
	DF275/6S	756S	3/4"	-	7/8"	-	1340				1
	DF275/7S	757S	7/8"	-	1.1/8"	-	1340				1
	DF275/9S	759S	1.1/8"	-	1.3/8"	35	1340				1

注释：
Note:
(1): MWP = 680 psi 符合 UL 认证标准
(1): MWP = 680 psi according to UL approval

干燥过滤器，100% 分子筛，带水份指示器 - SAE 连接-经美国保险商实验室公司 UL 认证
SOLID CORE FILTER DRIERS 100% MOLECULAR SIEVES, WITH MOISTURE INDICATOR - SAE FLARE CONNECTIONS
APPROVED BY UNDERWRITERS LABORATORIES INC.

图纸 Drawing	部件号 Part number	国际代码 International code	SAE 连接 Connections SAE Flare	标称容积 Nominal volume [cm³]	PS [bar]	TS [°C]		包装件数 Package pcs
						最小 Min	最大 Max.	
	4105/2	052	1/4"	80	45 (1)	-40	+80	24
	4105/3	053	3/8"					24
	4108/2	082	1/4"	130				24
	4108/3	083	3/8"					24
	4108/4	084	1/2"					24
	4116/3	163	3/8"	250				14
	4116/4	164	1/2"					14
	4116/5	165	5/8"					14
	4132/6	306	3/4"	500				14

注释：
Note:
(1): MWP = 400 psi 符合 UL 认证标准
(1): MWP = 400 psi according to UL approval

干燥过滤器，100% 分子筛，带水份指示器 - 焊接接头-经美国保险商实验室公司 UL 认证
SOLID CORE FILTER DRIERS 100% MOLECULAR SIEVES, WITH MOISTURE INDICATOR - SOLDER CONNECTIONS APPROVED BY UNDERWRITERS LABORATORIES INC.

图纸 Drawing	部件号 Part number	国际代码 International code	连接方式 Connections				标称容积 Nominal volume [cm³]	PS [bar]	TS [°C]		包装件数 Package pcs
			ODS		ODM						
			Ø [in.]	Ø [mm]	Ø [in.]	Ø [mm]			最小 Min	最大 Max.	
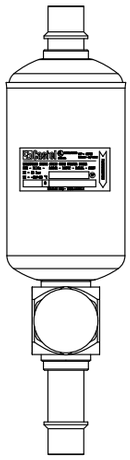	4105/2S	052S	1/4"	-	3/8"	-	80	45 (1)	-40	+80	24
	4105/3S	053S	3/8"	-	1/2"	-					24
	4108/2S	082S	1/4"	-	3/8"	-	130				24
	4108/3S	083S	3/8"	-	1/2"	-					24
	4108/M10S	-	-	10	-	12					24
	4108/M12S	-	-	12	-	14					24
	4108/4S	084S	1/2"	-	5/8"	16					24
	4116/3S	163S	3/8"	-	1/2"	-	250				14
	4116/M10S	-	-	10	-	12					14
	4116/M12S	-	-	12	-	14					14
	4116/4S	164S	1/2"	-	5/8"	16					14
	4116/5S	165S	5/8"	16	3/4"	-					14
	4132/6S	306S	3/4"	-	7/8"	-	500				14
	4132/7S	307S	7/8"	-	1.1/8"	-					14

注释：
Note:
(1): MWP = 400 psi 符合 UL 认证标准
(1): MWP = 400 psi according to UL approval

双流路干燥过滤器，100% 分子筛-焊接接头-经美国保险商实验室公司 UL 认证
SOLID CORE BI-FLOW FILTER DRIERS 100% MOLECULAR SIEVES - SOLDER CONNECTIONS - APPROVED BY UNDERWRITERS LABORATORIES INC.

图纸 Drawing	部件号 Part number	国际代码 International code	连接方式 Connections				标称容积 Nominal volume [cm³]	PS [bar]	TS [°C]		包装件数 Package pcs
			ODS		ODM						
			Ø [in.]	Ø [mm]	Ø [in.]	Ø [mm]			最小 min	最大 Max.	
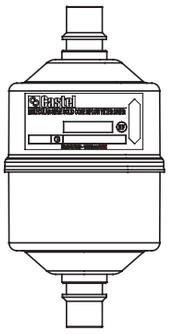	4608/3S	083S	3/8"	-	1/2"	-	130	45 (1)	-40	+80	28
	4608/4S	084S	1/2"	-	5/8"	16					28
	4616/3S	163S	3/8"	-	1/2"	-	250				15
	4616/4S	164S	1/2"	-	5/8"	16					15
	4616/5S	165S	5/8"	16	3/4"	-					15
	4616/7S	167S	7/8"	-	1.1/8"	-					15

注释：
Note:
(1): MWP = 400 psi 符合 UL 认证标准
(1): MWP = 400 psi according to UL approval

图纸 Drawing	部件号 Part number		ODS 连接 ODS Connections		滤芯类型 Cores type	滤芯数量 N° of cores	标称容积 Nominal volume [cm³]	PS [bar]	TS [°C]		包装件数 Package pcs
	螺纹盖 Threaded cover	盲盖 Blind cover	Ø [in.]	Ø [mm]					最小 Min	最大 Max.	
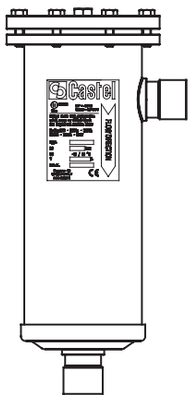	4411/5A	4411/5B	5/8"	16	4490/A 4490/B 4490/AA 4490/AB	1	800	45 (1)	-40	+80	1
	4411/7A	4411/7B	7/8"	22							
	4411/M28A	4411/M28B	-	28							
	4411/9A	4411/9B	1.1/8"	-							
	4411/11A	4411/11B	1.3/8"	35							
	4411/13A	4411/13B	1.5/8"	-							
	4411/M42A	4411/M42B	-	42							
	4411/17A	4411/17B	2.1/8"	54							
	4411/21A	4411/21B	2.5/8"	-							
	4412/7A	4412/7B	7/8"	22		2	1600				
	4412/M28A	4412/M28B	-	28							
	4412/9A	4412/9B	1.1/8"	-							
	4412/11A	4412/11B	1.3/8"	35							
	4412/13A	4412/13B	1.5/8"	-							
	4412/M42A	4412/M42B	-	42							
	4412/17A	4412/17B	2.1/8"	54							
	4413/7A	4413/7B	7/8"	22		3	2400				
	4413/9A	4413/9B	1.1/8"	-							
	4413/11A	4413/11B	1.3/8"	35							
	4413/13A	4413/13B	1.5/8"	-							
	4413/M42A	4413/M42B	-	42							
	4413/17A	4413/17B	2.1/8"	54							
	4414/11A	4414/11B	1.3/8"	35		4	3200	35 (1)			
	4414/13A	4414/13B	1.5/8"	-							
	4414/M42A	4414/M42B	-	42							
	4414/17A	4414/17B	2.1/8"	54							

注释：
Note:
(1): MWP = 470 psi 符合 UL 认证标准
(1): MWP = 470 psi according to UL approval

干燥过滤器，滤芯可换 - 钢接头-经美国保险商实验室公司 UL 认证
FILTER DRIERS WITH REPLACEABLE SOLID CORE - STEEL CONNECTIONS - APPROVED BY UNDERWRITERS LABORATORIES INC.

图纸 Drawing	部件号 Part number	连接方式 Connections			滤芯类型 Cores type	滤芯数量 N° of cores	标称容积 Nominal volume [cm³]	PS [bar]	TS [°C]		包装件数 Package pcs
	螺纹盖 Threaded cover	ODS		W					最小 Min	最大 Max.	
		Ø [in.]	Ø [mm]	Ø [mm]							
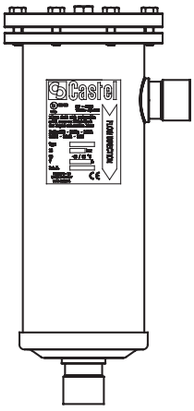	4411/5AF	5/8"	16	21,3	4490/A 4490/B 4490/AA 4490/AB	1	800	45 (1)	-40	+80	1
	4411/7AF	7/8"	22	26,9							
	4411/9AF	1.1/8"	-	33,7							
	4411/11AF	1.3/8"	35	42,4							
	4411/13AF	1.5/8"	-	48,3							
	4411/M42AF	-	42	48,3							
	4411/17AF	2.1/8"	54	60,3							
	4411/21AF	2.5/8"	-	76,1							
	4412/7AF	7/8"	22	26,9		2	1600				
	4412/9AF	1.1/8"	-	33,7							
	4412/11AF	1.3/8"	35	42,4							
	4412/13AF	1.5/8″	-	48,3							
	4412/M42AF	-	42	48,3							
	4412/17AF	2.1/8"	54	60,3							
	4413/7AF	7/8"	22	26,9		3	2400				
	4413/9AF	1.1/8"	-	33,7							
	4413/11AF	1.3/8"	35	42,4							
	4413/13AF	1.5/8"	-	48,3							
	4413/M42AF	-	42	48,3							
	4414/11AF	1.3/8"	35	42,4		4	3200	35 (1)			
	4414/13AF	1.5/8"	-	48,3							
	4414/M42AF	-	42	48,3							
	4414/17AF	2.1/8"	54	60,3							
	4423/17A	2.1/8"	54	60,3	4491/A 4491/AA	3	4800	32 (1)			
	4423/21A	2.5/8"	67	76,1							
	4423/25A	3.1/8″	80	88,9							
	4424/25A	3.1/8″	80	88,9		4	6400				
	4424/34A	4.1/4″	108	114,3							

注释：
Note:
(1): MWP = 470 psi 符合 UL 认证标准
(1): MWP = 470 psi according to UL approval

图纸 Drawing	部件号 Part number	部件 Parts	包装件数 Package pcs
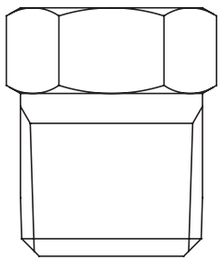	7520/2	NPT 管塞 NPT plug	25
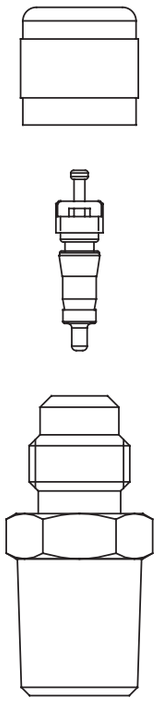	G9150/R05	通路管件（单向加注针阀）+ 阀芯 + 管帽 Access fitting + valve core + cap	1

HFC / HFO

图纸 Drawing	部件号 Part number	脱水部分 Dehydrating charge	标称容积 Nominal volume [cm³]	适用于过滤器 Suitable for filter	包装件数 Package pcs
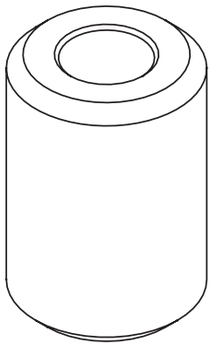	4490/A (1)	100% 分子筛 100% Molecular sieve	800	4411/A-/B-/AF 4412/A-/B-/AF 4413/A-/B-/AF 4414/A-/B-/AF	15
	4490/B (2)	100% 分子筛 100% Molecular sieve	800	4411/A-/B-/AF 4412/A-/B-/AF 4413/A-/B-/AF 4414/A-/B-/AF	15
	4490/AA (1)	80% 分子筛 + 20% 活性氧化铝 80% Molecular sieve + 20% activated alumina	800	4411/A-/B-/AF 4412/A-/B-/AF 4413/A-/B-/AF 4414/A-/B-/AF	15
	4490/AB (2)	80% 分子筛 + 20% 活性氧化铝 80% Molecular sieve + 20% activated alumina	800	4411/A-/B-/AF 4412/A-/B-/AF 4413/A-/B-/AF 4414/A-/B-/AF	15
	4491/A (3)	100% 分子筛 100% Molecular sieve	1600	4423/A 4424/A	8
	4491/AA (3)	80% 分子筛 + 20% 活性氧化铝 80% Molecular sieve + 20% activated alumina	1600	4423/A 4424/A	8

注释：
Note:
(1) 无论是卡士妥过滤器或竞争对手的产品，供货时都包括垫片备件
(1) Supplied with cover gasket as spare part, either for Castel filters or for competitors ones

(2) 供货时不包括垫片备件
(2) Supplied without cover gasket as spare part

(3) 卡士妥过滤器供货时包括垫片备件
(3) Supplied with cover gasket as spare part for Castel filter

可换芯过滤器，干燥筒可换 - 铜接头和螺纹盖-经美国保险商实验室公司 UL 认证
MECHANICAL FILTERS WITH REPLACEABLE FILTERING BLOCK - COPPER CONNECTIONS AND THREADED COVER - APPROVED BY UNDERWRITERS LABORATORIES INC.

图纸 Drawing	部件号 Part number	ODS 连接 ODS Connections		滤芯（滤筒）类型 Cartridge type	过滤面积 Filtering surface [cm²]	PS [bar]	TS [°C]		包装件数 Package pcs
		Ø [in.]	Ø [mm]				最小 Min	最大 Max.	
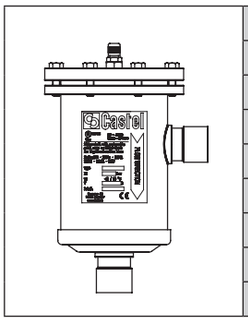	4411/5C	5/8"	16	4495/C	820	45 (1)	-40	+80	1
	4411/7C	7/8"	22						
	4411/M28C	-	28						
	4411/9C	1.1/8"	-						
	4411/11C	1.3/8"	35						
	4411/13C	1.5/8"	-						
	4411/M42C	-	42						
	4411/17C	2.1/8"	54						
	4411/21C	2.5/8"	-						

注释：
Note:
(1): MWP = 470 psi 符合 UL 认证标准
(1): MWP = 470 psi according to UL approval

可换芯过滤器，干燥筒可换 - 钢接头和螺纹盖-经美国保险商实验室公司 UL 认证
MECHANICAL FILTERS WITH REPLACEABLE FILTERING BLOCK - STEEL CONNECTIONS AND THREADED COVER - APPROVED BY UNDERWRITERS LABORATORIES INC.

图纸 Drawing	部件号 Part number	连接方式 Connections			滤芯（滤筒）类型 Cartridge type	过滤面积 Filtering surface [cm²]	PS [bar]	TS [°C]		包装件数 Package pcs
		ODS		W				最小 min	最大 Max.	
		Ø [in.]	Ø [mm]	Ø [mm]						
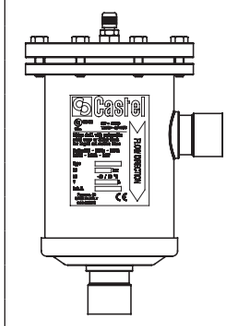	4411/5CF	5/8″	16	21,3	4495/C	820	45 (1)	-40	+80	1
	4411/7CF	7/8"	22	26,9						
	4411/9CF	1.1/8"	-	33,7						
	4411/11CF	1.3/8"	35	42,4						
	4411/13CF	1.5/8"	-	48,3						
	4411/M42CF	-	42	48,3						
	4411/17CF	2.1/8"	54	60,3						
	4411/21CF	2.5/8"	-	76,1						
	4411/25CF	3.1/8"	80	88,9						
	4421/21C	2.5/8"	67	76,1	4496/C	1850	32 (1)			
	4421/25C	3.1/8″	80	88,9						
	4421/34C	4.1/4″	108	114,3						

注释：
Note:
(1): MWP = 470 psi 符合 UL 认证标准
(1): MWP = 470 psi according to UL approval

滤芯
BLOCKS

图纸 Drawing	部件号 Part number	过滤面积 Filtering surface [cm²]	适用于过滤器 Suitable for filter	包装件数 Package pcs
	4495/C	820	4411 /C	15
	4496/C	1850	4421 /C	8

油过滤器
STRAINERS

图纸 Drawing	部件号 Part number	连接方式 Connections					过滤面积 Filtering surface [cm²]	Kv [m³/h]	PS [bar]	TS [°C]		包装件数 Package pcs
		SAE 扩口 SAE Flare	ODS		ODM							
			Ø [in.]	Ø [mm]	Ø [in.]	Ø [mm]				最小 min	最大 Max.	
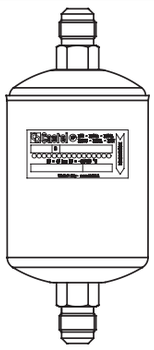	4510/3	3/8"	-	-	-	-	58	2,4	45	-40	+80	34
	4510/4	1/2"	-	-	-	-	142	3,2				28
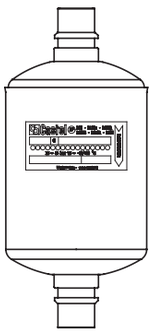	4520/2	-	1/4"	-	3/8"	-	58	2,4	45	-40	+80	34
	4520/3		3/8"	-	1/2"	-		2,4				34
	4520/M10		-	10	-	12		2,4				34
	4520/M12		-	12	-	14		3,4				34
	4520/4		1/2"	-	5/8"	16		3,4				34
	4520/5		5/8"	16	3/4"	-		3,4				34
	4520/M18		-	18	-	22	142	8				28

图纸 Drawing	部件号 Part number	连接方式 Connections				部件号 焊接接头管接 (1) Part number couple of solder connections (1)	PS [bar]	TS [°C]		包装件数 Package pcs
		ODS		ODM						
		Ø [in.]	Ø [mm]	Ø [in.]	Ø [mm]			最小 Min	最大 Max.	
	5540/4	1/2"	-	5/8"	16	-	45	-10	+130	1
	5540/5	5/8"	16	3/4"	-					
	5540/7	7/8"	-	1"	-					
	5540/9	1.1/8"	-	1.3/8"	35					
	5540/11	1.3/8"	35	1.5/8"	-					
	5540/13	1.5/8"	-	-	-		32			
	5540/M42	-	42	-	-					
	5540/17	2.1/8"	54	-	-					
	5520/C	-				5590/5 - 5590/7	45	-10	+130	1
	5520/D	-				5590/9 - 5590/11				
	5520/E	-				5590/13 - 5590/M42				

注释：
Note:
(1) 需要另外订购
(1) To be ordered separately

用于油分离器 5520 的接头管接
COUPLE OF CONNECTIONS FOR OIL SEPARATORS 5520

图纸 Drawing	部件号 Part number	ODS 焊接连接 ODS Solder connections		垫片 Gasket (1)	PS [bar]	TS [°C]		包装件数 Package pcs
		Ø [in.]	Ø [mm]			最小 min	最大 Max.	
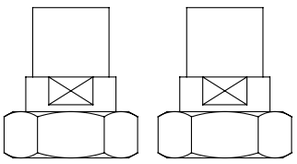	5590/5	5/8"	16	003879	45	-10	+130	1
	5590/7	7/8"	-					
	5590/9	1.1/8"	-	003870				
	5590/11	1.3/8"	35					
	5590/13	1.5/8"	-	003965				
	5590/M42	-	42					

注释：
Note:
(1) 需要另外订购
(1) To be ordered separately

储油器
OIL RESERVOIRS

图纸 Drawing	部件号 Part number	SAE 连接 SAE FLARE Connections			容积 Volume		PS [bar]	TS [°C]		包装件数 Package pcs
		入口 IN.	出口 Out.	设定阀 (1) Set valve (1)	美制加仑 US Gallons	[l]		最小 Min	最大 Max.	
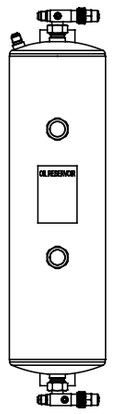	5740/2G	3/8"	3/8"	3/8"	2	8	32	-10	+130	1
	5740/3G				3	12				
	5740/4G				4	14				

注释：
Note:
(1) 需要另外订购
(1) To be ordered separately

油压差止回阀
OIL RESERVOIR PRESSURE VALVES

图纸 Drawing	部件号 Part number	SAE 连接 SAE FLARE Connections		Kv [m³/h]	压差 Differential pressure [bar]	PS [bar]	TS [°C]		包装件数 Package pcs
		入口 In.	出口 Out.				最小 min	最大 Max.	
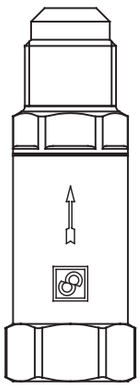	3150/X01 (1)	3/8" - F	3/8" - M	1,6	0,35	45	-40	+105	90
	3150/X02 (1)				1,4				90
	3150/X03 (1)				3				90

(1) 产品无库存
(1) Product running out of stock

NEW 2017

图纸 Drawing	部件号 Part number	SAE 连接 SAE FLARE Connections 入口 IN.	出口 Out.	Kv [m³/h]	压差 Differential pressure [bar]	PS [bar]	TS [°C] 最小 Min	最大 Max.	包装件数 Package pcs
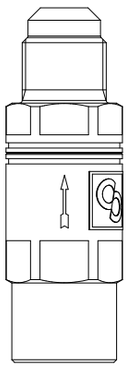	3150W/X01 N	3/8″ - F	3/8" - M	1,6	0,35	45	-40	+105	20
	3150W/X02 N				1,4				20
	3150W/X03 N				3				20
	3150W/X04 N	3/8" - F	3/8" - M	1,6	7	140	-40	+105	16

HFC / HFO

电子油位控制器
ELECTRONIC OIL LEVEL REGULATORS

图纸 Drawing	部件号 Part number	连接方式 Connections			型号 Version	电压 Voltage [V]	频率 Frequency [Hz]	防护等级 Degree of protection	电缆组件 Cables kit (1)	PS [bar]	TS [°C]		包装件数 Package pcs
		压缩机曲轴箱适配器（1） Compressor crankcase adapters (1)	油位检查 Oil level inspection	进油口 Oil inlet SAE 扩口 SAE FLARE							最小 Min	最大 Max.	
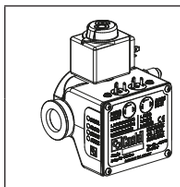	5650/RA2	5690/X11 5690/X12 5690/X13 5690/X14	1 个视镜已装好 1 sight glass already mounted	1/4″	右 Right	24VAC	50/60	IP 65	9901/X26	45	-30	+130	1
	5650/RA6					220VAC	50/60						
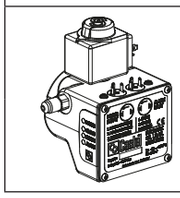	5650/LA2				左 Left	24VAC	50/60						
	5650/LA6					220VAC	50/60						

注释：
Note:
(1) 需要另外订购
(1) To be ordered separately

电缆组件
CABLES KIT

图纸 Drawing	部件号 Part number	用途 Use	防护等级 Degree of protection	电缆长度 Cable lenght [m]	包装件数 Package pcs
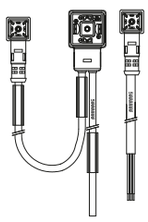	9901/X26	电源电缆 Power supply cable	IP 67	3	1
		报警电缆 Alarms cable	IP 67	3	

图纸 Drawing	部件号 Part number	压缩机曲轴箱接头 Compressor crankcase connections	包装件数 Package pcs
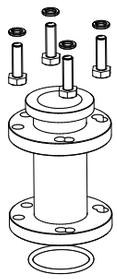	5690/X11	带法兰，配有 3 个直径1.7/8″ 的螺栓和 4 个直径 50 mm 的螺栓 Flanged with 3 holes on dia 1.7/8″ and 4 holes on dia 50 mm	1
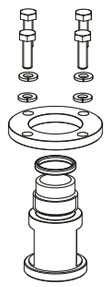	5690/X12	1.1/8″ - 12 UNF 螺纹 1.1/8″ - 12 UNF thread	1
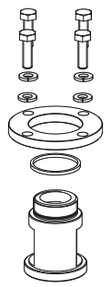	5690/X13	1.1/8″ - 18 UNEF 螺纹 1.1/8″ - 18 UNF thread	1
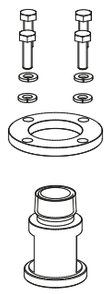	5690/X14	3/4″ NPT 螺纹 3/4″ NPT thread	1

HFC / HFO

图纸 Drawing	部件号 Part number	通路管件（单向加注针阀） Acces fitting SAE 扩口 SAE Flare	连接方式 Connections SAE 扩口 SAE Flare		ODS Ø [in.]	ODS Ø [mm]	Kv [m³/h]	PS [bar]	TS [°C] 最小 Min	TS [°C] 最大 Max.	包装件数 Package pcs
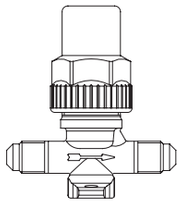	6010/2	-	1/4"	1/4"	-	-	0,27	45	-40	+130	45
	6012/22		1/4"	-	1/4"						72
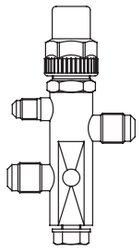	6020/222	1/4"	1/4"	1/4"	-	-	0,39	45	-40	+110	40
	6020/233		3/8"	3/8"			1,2				
	6020/244		1/2"	1/2"			2,2				
	6020/255		5/8"	5/8"			2,8				
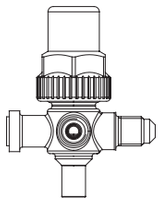	6062/22M6	1/4"	1/4"	-	-	6	0,46	45	-40	+110	48
	6062/23M10		3/8"			10	1,38				
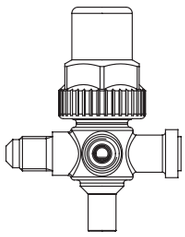	6072/22M6	1/4"	1/4"	-	-	6	0,46	45	-40	+110	48
	6072/23M8		3/8"			8	1,29				
	6072/23M10		3/8"			10	1,38				
	6072/24M12		1/2"			12	2,55				36
	6072/25M16		5/8"			16	3,4				

图纸 Drawing	部件号 Part number	通路管件 （单向加注针阀） Acces fitting SAE 扩口 SAE Flare	连接方式 Connections SAE 扩口 SAE Flare	连接方式 Connections NPT（布立格螺纹） NPT	Kv [m³/h]	PS [bar]	TS [°C] 最小 Min	TS [°C] 最大 Max.	包装件数 Package pcs
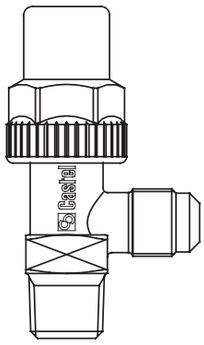	6110/21	-	1/4"	1/8"	0,44	45	-40	+130	90
	6110/22		1/4"	1/4"	0,44				90
	6110/X11		-	1/4" M/F	0,44				90
	6110/X15	1/4" f	1/4"	-	0,44				90
	6110/23	-	1/4"	3/8"	0,45				90
	6110/32		3/8"	1/4"	1,35				90
	6110/33		3/8"	3/8"	1,35				90
	6110/X13	3/8" f	3/8"	-	1,35				90
	6110/43	-	1/2"	3/8"	2,4				90
	6110/44		1/2"	1/2"	3,4				90
	6110/54		5/8"	1/2"	3,4				90
	6110/66		3/4"	3/4"	6				24
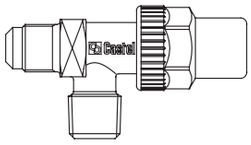	6120/22	-	1/4"	1/4"	0,44	45	-40	+130	90
	6120/23		1/4"	3/8"	0,45				90
	6120/32		3/8"	1/4"	1,35				90
	6120/33		3/8"	3/8"	1,35				90
	6120/43		1/2"	3/8"	2,4				90
	6120/44		1/2"	1/2"	3,4				90
	6120/54		5/8"	1/2"	3,4				90
	6120/66		3/4"	3/4"	6				24
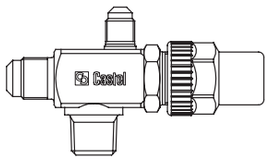	6132/22	1/4"	1/4"	1/4"	0,45	45	-40	+110	90
	6132/33		3/8"	3/8"	1,2				90
	6132/44		1/2"	1/2"	2,2				40
	6132/54		5/8"	1/2"	3,85				40
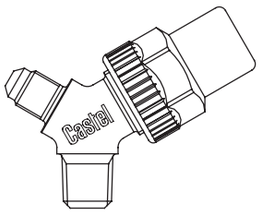	6140/22	-	1/4"	1/4"	0,36	45	-40	+130	90
	6140/23		1/4"	3/8"					

HFC / HFO

分体式空调截止阀
STOP VALVES FOR SPLIT CONDITIONING SYSTEMS

图纸 Drawing	部件号 Part number	通路管件（单向加注针阀） Acces fitting SAE 扩口 SAE Flare	连接方式 Connections SAE 扩口 SAE Flare	ODS Ø [in.]	ODS Ø [mm]	Kv [m³/h]	PS [bar]	TS [°C] 最小 Min	TS [°C] 最大 Max.	包装件数 Package pcs
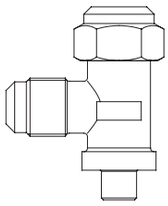	6165/22	-	1/4"	1/4"	-	0,68	45	-20	+110	96
	6165/33		3/8"	3/8"		1,7				
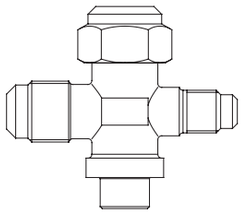	6175/33	1/4"	3/8"	3/8"	-	1,7	45	-20	+110	72
	6175/44		1/2"	1/2"	-	3,4				72
	6175/55		5/8"	5/8"	16	4,6				72
	6170/66		3/4"	3/4"	-	9				14
	6170/77		7/8"	7/8"	-	10,8				14
	6176/44	5/16″	1/2″	1/2″	-	3,4				72
	6176/55		5/8″	5/8″	16	4,6				72
	6176/66		3/4″	3/4″	-	7,5				48

手阀
DIAPHRAGM VALVES

图纸 Drawing	部件号 Part number	连接方式 Connections SAE 扩口 SAE Flare	ODS Ø [in.]	ODS Ø [mm]	Kv [m³/h]	PS [bar]	TS [°C] 最小 min	TS [°C] 最大 Max.	包装件数 Package pcs
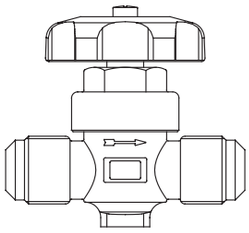	6210/2	1/4"	-	-	0,28	28	-35	+90	45
	6210/3	3/8"			1				45
	6210/4	1/2"			1,3				45
	6210/5	5/8"			1,8				45
	6210/6	3/4"			3,65				14
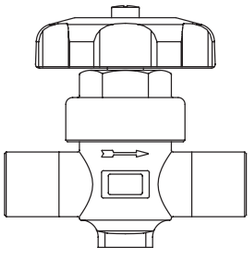	6220/M6	-	-	6	0,28	28	-35	+90	45
	6220/2		1/4"	-	0,28				45
	6220/3		3/8"	-	1				45
	6220/M10		-	10	1				45
	6220/4		1/2"	-	1,3				45
	6220/5		5/8"	16	1,8				45
	6220/6		3/4"	-	3,65				14
	6220/7		7/8"	-	3,65				14

旋转锁定阀
ROTALOCK VALVES

图纸 Drawing	部件号 Part number	通路管件（单向加注针阀） Acces fitting	连接方式 Connections		活接头 Union	垫片 Gasket	Kv [m³/h]	PS [bar]	TS [°C]		包装件数 Package pcs
			SAE 扩口 SAE Flare	旋转锁定 Rotalock					最小 Min	最大 Max.	
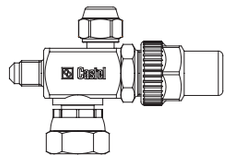	6310/2	1/4"	1/4"	3/4" UNF	7910/6 (1)	7990/6 (1)	0,46	45	-40	+110	45
	6310/3		3/8"	3/4" UNF	7910/6 (1)	7990/6 (1)	1,35				45
	6310/4		1/2"	3/4" UNF	7910/6 (1)	7990/6 (1)	1,35				45
	6320/3		3/8"	1" UNS	7910/8 (1)	7990/8 (1)	1,4				45
	6320/4		1/2"	1" UNS	7910/8 (1)	7990/8 (1)	3,1				40
	6320/5		5/8"	1" UNS	7910/8 (1)	7990/8 (1)	3,4				40
	6320/6		3/4"	1" UNS	7910/8 (1)	7990/8 (1)	3,4				40

注释：
Note:
(1) 需要另外订购
(1) To be ordered separately

旋转锁定阀活接头
ROTALOCK VALVES UNIONS

图纸 Drawing	部件号 Part number	连接方式 Connections	包装件数 Package pcs
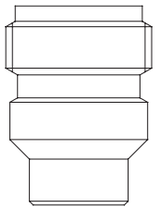	7910/6	3/4" UNF	25
	7910/8	1" UNS	25

旋转锁定阀密封圈
ROTALOCK VALVES GASKETS

图纸 Drawing	部件号 Part number	连接方式 Connections	包装件数 Package pcs
	7990/6	3/4" UNF	25
	7990/8	1" UNS	25

顶盖阀
CAPPED VALVES

图纸 Drawing	部件号 Part number	连接方式 Connections			Kv [m³/h]	PS [bar]	TS [°C]		包装件数 Package pcs
		SAE 扩口 SAE Flare	ODS						
			Ø [in.]	Ø [mm]			最小 Min	最大 Max.	
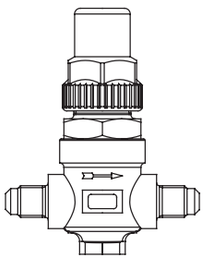	6410/2	1/4"	-	-	0,4	45	-40	+110	45
	6410/3	3/8"			1				45
	6410/4	1/2"			1,45				45
	6410/5	5/8"			1,7				45
	6410/6	3/4"			3,5				14
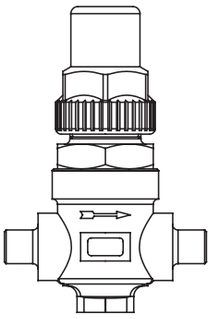	6420/2	-	1/4"	-	0,4	45	-40	+110	45
	6420/3	-	3/8"	-	1				45
	6420/3S3	3/8" - OUT	3/8" - IN	-	1				45
	6420/M10	-	-	10	1				45
	6420/M12	-	-	12	1,45				45
	6420/4	-	1/2"	-	1,45				45
	6420/5	-	5/8"	16	1,7				45
	6420/M18	-	-	18	3,5				14
	6420/6	-	3/4"	-	3,5				14
	6420/M22	-	-	22	3,5				14
	6420/7	-	7/8"	-	3,5				14

截止阀
GLOBE VALVES

图纸 Drawing	部件号 Part number	连接方式 Connections				Kv [m³/h]	PS [bar]	TS [°C]		包装件数 Package pcs
		ODS		ODM						
		Ø [in.]	Ø [mm]	Ø [in.]	Ø [mm]			最小 min	最大 Max.	
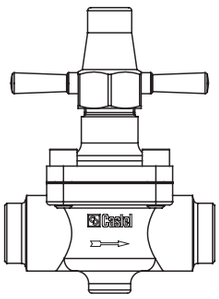	6512/M22	-	22	-	28	7,1	45	-35	+160	14
	6512/7	7/8"	-	1.1/8"	-	7,1				14
	6512/M28	-	28	1.3/8"	35	8,4				14
	6512/9	1.1/8"	-	1.3/8"	35	8,4				14
	6512/11	1.3/8"	35	1.5/8"	-	15				10
	6512/13	1.5/8"	-	2"	-	25				1
	6512/M42	-	42	2"	-	25				1
	6512/17	2.1/8"	54	-	-	40				1

图纸 Drawing	部件号 Part number	连接方式 Connections		球端口直径 Ball port Ø [mm]	Kv [m³/h]	PS [bar]	TS [°C]		包装件数 Package pcs
		ODS							
		Ø [in.]	Ø [mm]				最小 Min	最大 Max.	
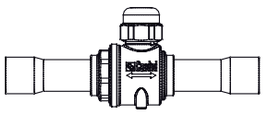	6570/M6	–	6	10	0,8	45 (1)	-40	+150	25
	6570/2	1/4"	–	10	0,8				25
	6570/3	3/8"	–	10	3				25
	6570/M10	–	10	10	3				25
	6570/M12	–	12	10	5				25
	6570/4	1/2"	–	10	5				25
	6571/5	5/8"	16	10	5				25
	6570/M15	–	15	15	17				16
	6570/5	5/8"	16	15	17				16
	6570/M18	–	18	15	17				16
	6570/6	3/4"	–	15	17				16
	6571/7	7/8"	22	15	17				16
	6570/7	7/8"	22	19	29				21
	6571/M28	–	28	19	29				21
	6571/9	1.1/8"	–	19	29				21
	6570/M28	–	28	25	51				16
	6570/9	1.1/8"	–	25	51				16
	6571/11	1.3/8"	35	25	51				16
	6590/11	1.3/8"	35	32	86	45 (1)	-40	+150	5
	6591/13	1.5/8"	-	32	86				5
	6591/M42	-	42	32	86				5
	6590/13	1.5/8"	-	38	117				10
	6590/M42	-	42	38	117				10
	6591/17	2.1/8"	54	38	117				10
	6590/17	2.1/8"	54	50	214				1
	6591/M64	-	64	50	214				1
	6591/21	2.5/8"	-	50	214				1
	6570/M64 (2)	–	64	60	380	45	-40	+150	1

注释：
Note:
(1): 6570/.. 和 6590/..：MWP = 500 psi，6571/.. 和 6591/..：MWP = 435 psi，符合 UL 认证标准
(1): MWP = 500 psi for 6570/.. and 6590/.. - MWP = 435 psi for 6571/.. and 6591/.. according to UL approval

(2): 无 UL 认证
(2): not UL approved

带加液针阀的球阀-经美国保险商实验室公司 UL 认证
BALL VALVES WITH ACCESS FITTING - APPROVED BY UNDERWRITERS LABORATORIES INC.

图纸 Drawing	部件号 Part number	连接方式 Connections ODS Ø [in.]	连接方式 Connections ODS Ø [mm]	球端口直径 Ball port Ø [mm]	Kv [m³/h]	PS [bar]	TS [°C] 最小 Min	TS [°C] 最大 Max.	包装件数 Package pcs
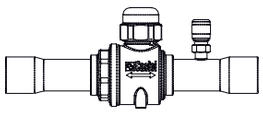	6570/M6A	–	6	10	0,8	45 (1)	-40	+150	25
	6570/2A	1/4"	–	10	0,8				25
	6570/3A	3/8"	–	10	3				25
	6570/M10A	–	10	10	3				25
	6570/M12A	–	12	10	5				25
	6570/4A	1/2"	–	10	5				25
	6570/M15A	–	15	15	17				16
	6570/5A	5/8"	16	15	17				16
	6570/M18A	–	18	15	17				16
	6570/6A	3/4"	–	15	17				16
	6570/7A	7/8"	22	19	29				21
	6570/M28A	–	28	25	51				16
	6570/9A	1.1/8"	–	25	51				16
	6590/11A	1.3/8"	35	32	86	45 (1)	-40	+150	5
	6590/13A	1.5/8"	–	38	117				10
	6590/M42A	–	42	38	117				10
	6590/17A	2.1/8"	54	50	214				1
	6591/M64A	–	64	50	214				1
	6591/21A	2.5/8"	–	50	214				1
	6570/M64A (2)	–	64	60	380	45	-40	+150	1
	6570/21A (2)	2.5/8"	–	60	380				1
	6571/24A (2)	3"	76	60	380				1
	6571/25A (2)	3.1/8"	80	60	380				1
	6570/24A (2)	3"	76	73	550				1
	6570/25A (2)	3.1/8"	80	73	550				1
	6571/28A (2)	3.1/2"	89	73	550				1
	6571/29A (2)	3.5/8"	92	73	550				1
	6570/28A (2)	3.1/2"	89	82	710				1
	6570/29A (2)	3.5/8"	92	82	710				1
	6571/33A (2)	4.1/8"	105	82	660				1
	6571/34A (2)	4.1/4"	108	82	660				1

注释：
Note:
(1): 6570/.. 和 6590/..： MWP = 500 psi，6571/.. 和 6591/..： MWP = 435 psi，符合 UL 认证标准
(1): MWP = 500 psi for 6570/.. and 6590/.. - MWP = 435 psi for 6571/.. and 6591/.. according to UL approval

(2): 无 UL 认证
(2): not UL approved

iCastel.it

图纸 Drawing	部件号 Part number	对应球阀 Designed for valve	旋转角 Rotation angle	扭矩 Torque [Nm]	运行时间 Running time [sec]	电压 Voltage [V]	频率 Frequency [Hz]	功率 Power [W]	环境温度 Ambient temperature [°C] 最小 Min	最大 Max.	防护等级 Degree of protection	包装件数 Package pcs
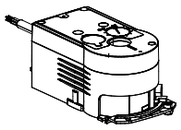	9700/RA2 (1)	6570/3; 6570/M10; 6570/M12; 6570/4; 6570/M15; 6570/5; 6570/M18; 6570/6; 6570/3A; 6570/M10A; 6570/M12A; 6570/4A; 6570/M15A; 6570/5A; 6570/M18A; 6570/6A; 6571/5; 6571/7, 6570/7; 6570/M28; 6570/9; 6570/7A; 6570/M28A; 6570/9A; 6571/M28; 6571/9; 6571/11	90°	10	60	24	50/60	4,8	-20	+55	IP 54	1
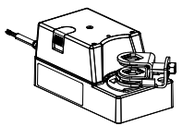	9700/RA6 (2)	6570/7; 6570/M28; 6570/9; 6570/7A; 6570/M28A; 6570/9A; 6571/M28; 6571/9; 6571/11	90°	10	60	230	50/60	2,9	-20	+55	IP 54	1
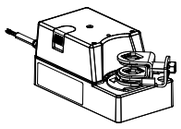	9720/RA2 (1)	6590/11; 6590/13; 6590/M42; 6590/11A; 6590/13A; 6590/M42A; 6591/13; 6591/M42; 6591/17	90°	30	120	24	50/60	2,4	-20	+55	IP 54	1
	9720/RA6 (2)	6590/11; 6590/13; 6590/M42; 6590/11A; 6590/13A; 6590/M42A; 6591/13; 6591/M42; 6591/17	90°	30	120	230	50/60	3,7	-20	+55	IP 54	1

(1) 电气接线：2 点开关输出（开/关）或连续输出 (0 ÷ 10V)
(1) Wiring connections : switching output 2 points (open/close) or continous output (0 ÷ 10V)

(2) 电气接线：2 点开关输出（开/关）
(2) Wiring connections : switching output 2 points (open/close)

球阀用电动驱动装置
ACTUATORS

NEW 2017

iCastel.it

图纸 Drawing	部件号 Part number	对应球阀 Designed for valve	旋转角 Rotation angle	扭矩 Torque [Nm]	运行时间 Running time [sec]	电压 Voltage [V]	频率 Frequency [Hz]	功率 Power [W]	环境温度 Ambient temperature [°C] 最小 Min	环境温度 Ambient temperature [°C] 最大 Max.	防护等级 Degree of protection	包装件数 Package pcs
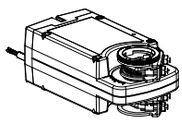	9730/RA2 (1) N	6590/17A; 6591/M64A; 6591/21A, 6570/M64A; 6570/21A; 6571/24A; 6571/25A; 6570/24A; 6570/25A; 6571/28A; 6571/29A; 6570/28A; 6570/29A; 6571/33A; 6571/34A	90°	60	150	24	50/60	9	-30	+55	IP 54	1
	9730/RA6 (2) N	6590/17A; 6591/M64A; 6591/21A, 6570/M64A; 6570/21A; 6571/24A; 6571/25A; 6570/24A; 6570/25A; 6571/28A; 6571/29A; 6570/28A; 6570/29A; 6571/33A; 6571/34A	90°	60	150	230	50/60	8	-30	+55	IP 54	1

(1) 电气接线：2 点开关输出（开/关）或连续输出 (0 ÷ 10V)
(1) Wiring connections : switching output 2 points (open/close) or continous output (0 ÷ 10V)

(2) 电气接线：2 点开关输出（开/关）
(2) Wiring connections : switching output 2 points (open/close)

辅助开关装置
AUXILIARY SWITCH UNITS

iCastel.it

图纸 Drawing	部件号 Part number	对应电动驱动装置 Designed for actuator	触点类型 Contact type [Nm]	最大负载 Max loading [A]	环境温度 Ambient temperature [°C] 最小 min.	环境温度 Ambient temperature [°C] 最大 Max.	防护等级 Degree of protection	包装件数 Package pcs
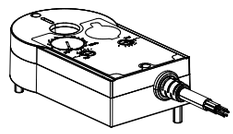	9750/X01	9700/RA2	Doppio Double	5	-20	+55	IP 54	1
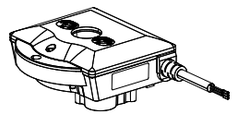	9750/X02	9700/RA6 ; 9720/RA2 ; 9720/RA6	Doppio Double	5	-20	+55	IP 54	1

NEW 2017

iCastel.it

图纸 Drawing	部件号 Part number	对应球阀 Designed for valve	对应电动驱动装置 Designed for actuator	包装件数 Package pcs
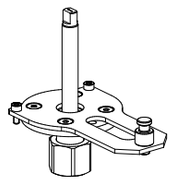	9901/X30	6570/3 ; 6570/M10 ; 6570/M12 6570/4 ; 6570/M15 ; 6570/5 6570/M18 ; 6570/6 ; 6570/3A 6570/M10A ; 6570/M12A ; 6570/4A 6570/M15A ; 6570/5A ; 6570/M18A 6570/6A ; 6571/5 ; 6571/7	9700/RA2	1
	9901/X27	6570/7 ; 6570/M28 ; 6570/9 6570/7A ; 6570/M28A ; 6570/9A 6571/M28 ; 6571/9 ; 6571/11	9700/RA2	1
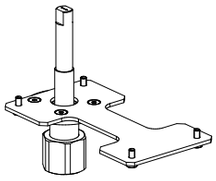	9901/X28	6570/7 ; 6570/M28 ; 6570/9 6570/7A ; 6570/M28A ; 6570/9A 6571/M28 ; 6571/9 ; 6571/11	9700/RA6	1
	9901/X23	6590/11 ; 6590/13 ; 6590/M42 6590/11A ; 6590/13A ; 6590/M42A 6591/13 ; 6591/M42 ; 6591/17	9720/RA2 ; 9720/RA6	1
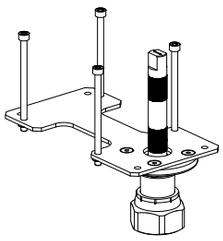	9901/X38 N	6590/17A ; 6591/M64A ; 6591/21A	9730/RA2 ; 9730/RA6	1
	9901/X37 N	6570/M64A ; 6570/21A ; 6571/24A ; 6571/25A	9730/RA2 ; 9730/RA6	1
	9901/X40 N	6570/24A ; 6570/25A ; 6571/28A ; 6571/29A ; 6570/28A ; 6570/29A ; 6571/33A ; 6571/34A	9730/RA2 ; 9730/RA6	1

iCastel.it

HFC / HFO

图纸 Drawing	部件号 Part number (1)	连接方式 Connections ODS Ø [in.]	连接方式 Connections ODS Ø [mm]	扭矩 Torque [Nm]	运行时间 Running time [sec]	功率 Power [W]	球端口直径 Ball port Ø [mm]	Kv [m³/h]	PS [bar]	TS [°C] 最小 Min.	TS [°C] 最大 Max.	包装件数 Package pcs
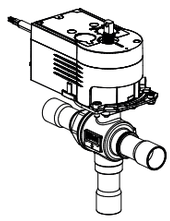	6690M/7A2 (2)	7/8"	22	10	60	4,8	19	10,7	45	-40	+150	1
	6690M/7A6 (3)					2,9						1
	6690M/M28A2 (2)	–	28	10	60	4,8	24	15,9				1
	6690M/M28A6 (3)					2,9						1
	6690M/9A2 (2)	1.1/8"	–	10	60	4,8	24	15,9				1
	6690M/9A6 (3)					2,9						1
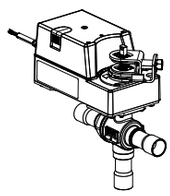	6690M/11A2 (2)	1.3/8"	35	30	120	2,4	28	20,3	45	-40	+150	1
	6690M/11A6 (3)					3,7						1
	6690M/13A2 (2)	1.5/8"	–	30	120	2,4	37	38,5				1
	6690M/13A6 (3)					3,7						1
	6690M/M42A2 (2)	–	42	30	120	2,4	37	38,5				1
	6690M/M42A6 (3)					3,7						1

(1): 带电动驱动装置和装配板
(1): with actuator and mounting plate

Nota (2)
- 电压 = 24 V
- 频率 = 50/60 Hz
- 防护等级 = IP 54
- 旋转角 = 90 °
- 电气接线：2 点开关输出（开/关）或连续输出 (0 ÷ 10V)

- Voltage = 24 V
- Frequency = 50/60 Hz
- Degree of protection = IP 54
- Rotation angle = 90°
- Wiring connections : switching output 2 points (open/close) or continous output (0 ÷ 10V)

Nota (3)
- 电压 = 230 V
- 频率 = 50/60 Hz
- 防护等级 = IP 54
- 旋转角 = 90 °
- 电气接线：2 点开关输出（开/关）

- Voltage = 230 V
- Frequency = 50/60 Hz
- Degree of protection = IP 54
- Rotation angle = 90°
- Wiring connections : switching output 2 points (open/close)

压力表阀
GAUGE MOUNTING VALVES

图纸 Drawing	部件号 Part number	连接方式 Connections			PS [bar]	TS [°C]		包装件数 Package pcs
		SAE 扩口 SAE Flare	NPT（布立格螺纹） NPT	SAE 扩口 SAE Flare		最小 Min	最大 Max.	
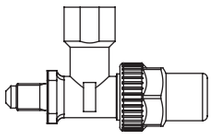	8320/21	1/4"	1/8"	-	45	-40	+130	90
	8320/22	1/4"	1/4"	-				45
	8321/22	1/4"	-	1/4"f				45

管路针刺阀
LINE PIERCING VALVES

图纸 Drawing	部件号 Part number	连接方式 Connections		PS [bar]	TS [°C]		包装件数 Package pcs
		SAE 扩口 SAE Flare	管直径 Pipe Diameter [mm]		最小 Min	最大 Max.	
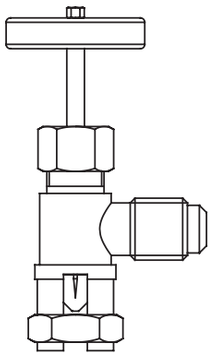	8330/A	1/4"	6 - 10	25	-10	+70	90

目录编号	说明	适用于:	注释
电磁阀的部件和备件			
G9150/R97	固定线圈的黄色螺母	所有电磁阀带 HM2、CM2、HM3 & HM4 类型的线圈	
	固定线圈的黑色螺丝		
	黄色螺母的 0 形圈		
004238	线圈下的 0 形圈	所有电磁阀	
G9150/R06	支架	常闭和常开电磁阀类型: 1020/.. ; 1028/.. 1064/.. ; 1068/.. 1070/4 - /5 ; 1078/4 - /5 - /M12 ; 1079/7 1034/.. ; 1038/.. 1040/4 - /5 ; 1048/4 - /5 - /M12 ; 1049/7 1164/.. ; 1168/.. 1170/4 - /5 ; 1178/4 - /5 - /M12 1134/.. ; 1138/.. 1140/4 - /5 ; 1148/4 - /5 - /M12	
	螺丝		
9150/R07	柱塞	常闭电磁阀类型: 1020/.. ; 1028/..	
	柱塞弹簧		
	螺母/主体 0 形圈		
004254	螺母/主体 0 形圈		包装件数 10
9150/R08	柱塞	常闭隔膜电磁阀类型: 1064/.. ; 1068/.. 1098/9 ; 1099/11 1078/11 ; 1079/13 - /M42 1078/13 - /M42 ; 1079/17	
	柱塞弹簧		
	隔膜		
	螺母/主体 0 形圈		
004259	螺母/主体 0 形圈		包装件数 10
9150/R09	柱塞	常闭隔膜电磁阀类型: 1070/4 - /5 ; 1078/4 - /5 - /M12 ; 1079/7	
	柱塞弹簧		
	隔膜		
	盖/主体螺丝		
	盖/主体 0 形圈		
004257	盖/主体 0 形圈		包装件数 10
9150/R10	柱塞	常闭隔膜电磁阀类型: 1070/6 ; 1078/6 - /7 ; 1079/9	阀无库存
	柱塞弹簧		
	隔膜		
	盖/主体螺丝		
	盖/主体 0 形圈		
004266	盖/主体 0 形圈		包装件数 10
9151/R04	柱塞	常闭隔膜电磁阀类型: 1090/5 - /6 ; 1098/5 - /6 - /7 ; 1099/9	它取代备件 9150/R38 e 9150/R48
	柱塞弹簧		
	隔膜		
	盖/主体螺丝		
	盖/主体 0 形圈		
004251	盖/主体 0 形圈		包装件数 10
9150/R11	柱塞	常闭隔膜电磁阀类型: 1078/9 ; 1079/11	
	柱塞弹簧		
	隔膜		
	盖/主体螺丝		
	液控 0 形圈		
	螺母/盖 0 形圈		
	盖/主体 0 形圈		
004253	盖/主体 0 形圈		包装件数 10

目录编号	说明	适用于：	注释
电磁阀的部件和备件			
9150/R81	柱塞	常闭活塞电磁阀类型： 1034/.. ; 1038/..	
	柱塞弹簧		
	活塞		
	螺母/主体 O 形圈		
004259	螺母/主体 O 形圈		包装件数 10
9150/R82	柱塞	常闭活塞电磁阀类型： 1040/4 - /5 ; 1048/4 - /5 - /M12 ; 1049/7	
	柱塞弹簧		
	活塞		
	活塞环		
	盖/主体螺丝		
	盖/主体 O 形圈		
004257	盖/主体 O 形圈		包装件数 10
9150/R50	柱塞	常闭活塞电磁阀类型： 1050/5 - /6 ; 1058/5 - /6 - /7 ; 1059/9	
	柱塞弹簧		
	活塞		
	活塞环		
	盖/主体螺丝		
	盖/主体 O 形圈		
004251	盖/主体 O 形圈		包装件数 10
9150/R43	活塞	主活塞液控备件用于 常闭和常开电磁阀类型： 1098/9 ; 1099/11 1198/9	
	活塞环		
	活塞弹簧		
	盖/主体螺丝		
	液控 O 形圈		
	盖/主体 O 形圈		
004251	盖/主体 O 形圈		包装件数 10
9150/R39	活塞	主活塞液控备件用于 常闭和常开电磁阀类型： 1078/11 ; 1079/13 - /M42 1178/11	
	活塞环		
	活塞弹簧		
	盖/主体螺丝		
	液控 O 形圈		
	盖/主体 O 形圈		
004691	盖/主体 O 形圈		包装件数 10
9150/R83	活塞	主活塞液控备件用于 常闭和常开电磁阀类型： 1078/13 - /M42 ; 1079/17 1178/13 - /M42	
	活塞环		
	活塞弹簧		
	液控 O 形圈		
	盖/主体 O 形圈		
008002	盖/主体 O 形圈		包装件数 10
9150/R35	预装配电枢，带螺	常开隔膜电磁阀类型： 1164/.. ; 1168/.. 隔膜液控备件，用于： 1198/9 1178/11 1178/13 - /M42	
	隔膜		
	线圈下的 O 形圈		
	螺母/主体 O 形圈		
004259	螺母/主体 O 形圈		包装件数 10

电磁阀的部件和备件

目录编号	说明	适用于:	注释
9150/R34	常开电枢组	常开隔膜电磁阀类型: 1170/4- /5 ; 1178/4 - /5 - /M12	
	隔膜		
	盖/主体螺丝		
	螺母		
	螺母/盖 0 形圈		
	线圈下的 0 形圈		
	盖/主体 0 形圈		
004257	盖/主体 0 形圈		包装件数 10
9151/R05	常开电枢组	常开隔膜电磁阀类型: 1190/5 - /6 ; 1198/5 - /6 - /7	它取代备件 9150/R40 e 9150/R49
	隔膜		
	盖/主体螺丝		
	螺母		
	螺母/盖 0 形圈		
	线圈下的 0 形圈		
	盖/主体 0 形圈		
004251	盖/主体 0 形圈		包装件数 10
9150/R42	常开电枢组	常开隔膜电磁阀类型: 1178/9	
	隔膜		
	盖/主体螺丝		
	螺母		
	液控 0 形圈		
	螺母/盖 0 形圈		
	线圈下的 0 形圈		
	盖/主体 0 形圈		
004253	盖/主体 0 形圈		包装件数 10
9150/R84	预装配电枢，带螺	常开活塞电磁阀类型: 1134/.. ; 1138/..	
	活塞		
	线圈下的 0 形圈		
	螺母/主体 0 形圈		
004259	螺母/主体 0 形圈		包装件数 10
9150/R85	常开电枢组	常开活塞电磁阀类型: 1140/4- /5 ; 1148/4 - /5 - /M12	
	活塞		
	活塞环		
	盖/主体螺丝		
	螺母		
	螺母/盖 0 形圈		
	线圈下的 0 形圈		
	盖/主体 0 形圈		
004257	盖/主体 0 形圈		包装件数 10
9150/R51	常开电枢组	常开活塞电磁阀类型: 1150/5 - /6 ; 1158/5 - /6 - /7	
	活塞		
	活塞环		
	盖/主体螺丝		
	螺母		
	螺母/盖 0 形圈		
	线圈下的 0 形圈		
	盖/主体 0 形圈		
004251	盖/主体 0 形圈		包装件数 10

目录编号	说明	适用于:	注释
工业用电磁阀的附件和备件			
G9150/R97	固定线圈的黄色螺母	所有电磁阀带 HM2、CM2、HM3 & HM4 类型的线圈	
	固定线圈的黑色螺丝		
	黄色螺母的 O 形圈		
004238	线圈下的 O 形圈	所有电磁阀	
G9150/R06	支架	电磁阀类型: 1512/.. ; 1522/.. ; 1132/03 - /04	
	螺丝		
9150/R15	柱塞	电磁阀类型: 1512/.. 1522/..	
	柱塞弹簧		
	螺母/主体 O 形圈		
9150/R12	柱塞	电磁阀类型: 1132/03 - /04	
	柱塞弹簧		
	隔膜		
	盖/主体 O 形圈		
	盖/主体螺丝		
9150/R13	柱塞	电磁阀类型: 1132/06 - /08	
	柱塞弹簧		
	隔膜		
	盖/主体螺丝		
9150/R14	柱塞	电磁阀类型: 1142/010 - /012	阀无库存
	柱塞弹簧		
	隔膜		
	2 号柱塞 O 形圈		
	螺母/盖 O 形圈		
	盖/主体螺丝		
9200/RA2	24 VAC - 50 Hz	电磁阀类型: 1145/.. - 1245/.. - 1135/.. 1133/03 - /08 1233/03 - /08 1143/03 - /08	
9200/RA4	110 VAC - 50 Hz		
9200/RA6	220/230 VAC - 50 Hz		
9200/RA7	240 VAC - 50 Hz		
9200/RD1	12 VDC		
9200/RD2	24 VDC		
9220/RA2	24 VAC - 50 Hz	电磁阀类型: 1146/.. - 1246/.. - 1136/.. 1133/010 - /024 1233/010 - /024 1143/010 - /024	
9220/RA4	110 VAC - 50 Hz		
9220/RA6	220/230 VAC - 50 Hz		
9220/RA7	240 VAC - 50 Hz		
9220/RD1	12 VDC		
9220/RD2	24 VDC		

目录编号	说明	适用于:	注释
止回阀的部件和备件			
9150/R16	活塞	止回阀类型: 3120/7 - /9 - /M22 - /M28 3140/7 - /9 - /M28 3180/7 - /9 - /M28	阀无库存
	弹簧		
	盖/主体螺丝		
	盖/主体 O 形圈		
004251	盖/主体 O 形圈		包装件数 10
9150/R17	活塞	止回阀类型: 3120/11 3140/11 3180/11	阀无库存
	弹簧		
	盖/主体螺丝		
	盖/主体 O 形圈		
004691	盖/主体 O 形圈		包装件数 10
9150/R18	活塞	止回阀类型: 3120/13 - /M42 3140/13 - /M42	阀无库存
	弹簧		
	盖/主体螺丝		
	盖/主体 O 形圈		
008002	盖/主体 O 形圈		包装件数 10
9150/R19	活塞	止回阀类型: 3120/17 3140/17 - /21 - /25 3160/17 3180/13 - /M42 - /17	阀无库存
	弹簧		
	盖/主体螺丝		
	盖/主体 O 形圈		
004261	盖/主体 O 形圈		包装件数 10
9150/R52	活塞	止回阀类型: 3122/7 - /9 - /M22 - /M28 3142/7 - /9 - /M28 3182/7 - /9 - /M28	
	弹簧		
	盖/主体螺丝		
	盖/主体垫片		
111082	盖/主体垫片		包装件数 10
9150/R53	活塞	止回阀类型: 3122/11 3142/11 3182/11	
	弹簧		
	盖/主体螺丝		
	盖/主体垫片		
111083	盖/主体垫片		包装件数 10
9150/R54	活塞	止回阀类型: 3122/13 - /M42 3142/13 - /M42	
	弹簧		
	盖/主体螺丝		
	盖/主体垫片		
111084	盖/主体垫片		包装件数 10
9150/R55	活塞	止回阀类型: 3122/17 3142/17 - /21 - /25 3182/13 - /M42 - /17	
	弹簧		
	盖/主体螺丝		
	盖/主体垫片		
111085	盖/主体垫片		包装件数 10

指示装置的部件和备件

9150/R20	螺母	液体指示器类型: 3610/.. ; 3620/.. ; 3640/.. ; 3650/..	3610/.. ; 3640/.. ; 3650/.. 阀无库存
	保护盖		
	螺母/主体 O 形圈		
9150/R21	螺母	水份 – 液体指示器类型: 3710/.. ; 3720/.. ; 3740/.. ; 3750/.. 3770/.. ; 3771/.. ; 3780/.. ; 3781/..	3710/.. ; 3740/.. ; 3750/.. 阀无库存
	保护盖		
	螺母/主体 O 形圈		

目录编号	说明	适用于:	注释

过滤器的部件和备件

G9150/R05	通路管件（单向加注针阀）	带可更换滤芯的过滤器: 4411/.. ; 4412/.. ; 4413/.. ; 4414/.. 4421/.. ; 4423/.. ; 4424/..	
	带垫片的管帽		
	阀芯		
7520/2	螺母 1/4 NPT	带可更换滤芯的过滤器: 4411/.. ; 4412/.. ; 4413/.. ; 4414/.. 4421/.. ; 4423/.. ; 4424/..	
003319	弹簧	Tutti i filtri serie 44	
112160	1/4″ NPT 铝制螺纹盖	带可更换滤芯的过滤器: 4411/.. ; 4412/.. ; 4413/.. ; 4414/..	
112162	铝制盲盖	带可更换滤芯的过滤器: 4411/.. ; 4412/.. ; 4413/.. ; 4414/..	
111758	盖垫片	带可更换滤芯的过滤器: 4411/.. ; 4412/.. ; 4413/.. ; 4414/..	
		其他制造商的可更换滤芯的过滤器: DANFOSS, ALCO, PARKER, SPORLAN, KMP, CARLY, HENRY	
G9150/R59	N° 8 螺丝 M8x30	带可更换滤芯的过滤器: 4411/..A-B-AF ; 4412/..A-B-AF ; 4413/..A-B-AF ; 4414/..A-B-AF	
G9150/R60	N° 8 不锈钢螺丝 M8x30	带可更换滤芯的过滤器: 4411/..C	
009406	脱水滤芯盖	带可更换滤芯的过滤器: 4411/..A-B-AF ; 4412/..A-B-AF ; 4413/..A-B-AF ; 4414/..A-B-AF	
003324	脱水滤芯底		
007677	一个滤芯的过滤管		
007678	两个滤芯的过滤管		
9150/R57	机械滤芯盖	带可更换滤芯的过滤器: 4411/..C	
	机械滤芯底		
008338	1/4″ NPT 螺纹盖	带可更换滤芯的过滤器: 4421/.. ; 4423/.. ; 4424/..	
111018	盖垫片	带可更换滤芯的过滤器: 4421/.. ; 4423/.. ; 4424/..	
G9150/R93	N° 10 不锈钢螺丝 M12x40	带可更换滤芯的过滤器: 4421/..A-C ; 4423/..A ; 4424/..A	
008304	脱水滤芯盖	带可更换滤芯的过滤器: 4421/..A ; 4423/..A ; 4424/..A	
008305	脱水滤芯底		
008307	过滤管螺丝		
008403	过滤管	带 4421/..A 型可更换滤芯的过滤器	
008345	过滤管	带 4423/..A 型可更换滤芯的过滤器	
008344	过滤管	带 4424/..A 型可更换滤芯的过滤器	
9150/R58	机械滤芯盖	带可更换滤芯的过滤器: 4421/..C	
	机械滤芯底		

分离器备件

003879	旋转锁定接头垫片	油分离器 5520/C	
003870	旋转锁定接头垫片	油分离器 5520/D	
003965	旋转锁定接头垫片	油分离器 5520/E	
110968	盖垫片	油分离器 5520/C ; /D , /E	

目录编号	说明	适用于:	注释
切换阀的部件和备件			
9150/R24	压盖	切换阀 3032/33 ; /44 ; /64 ; / 66	
	压盖密封垫片		
	压盖密封垫片		
	垫圈		
9150/R25	压盖	切换阀 3032/88/ ; 108	
	压盖密封垫片		
	压盖密封垫片		
	垫圈		
3039/3	3/8″ NPT 内螺纹接头对	切换阀 3032/33	
3039/30T	3/8″ NPT 内螺纹黄铜/不锈钢接头对		
3039/4	1/2″ NPT 内螺纹接头对	切换阀 3032/44	
3039/40T	1/2″ NPT 内螺纹黄铜/不锈钢接头对		
004260	接头/主体 O 形圈	切换阀 3032/33; /44	
008281	盖		
009490	盖	切换阀 3032/64 - /66	
球关闭阀的部件和备件			
009035	盖	安全阀用球阀 3033/..	
009256	盖	安全阀用球阀 3063/..	
气密封阀的部件和备件			
9150/R23	压盖	所有气密封阀类型: 6010/.. ; 6012/.. ; 6020/.. ; 6060/.. ; 6070/..	6060/.. ; 6070/.. 没有库存
	压盖密封垫片		
	压盖密封垫片		
	垫圈		
007486	盖		
000913	阀杆	气密封阀类型 6010/2 ; 6012/22	
G9150/R33	螺丝	气密封阀类型 6020/..	
	弹簧垫圈		
贮液器阀门的部件和备件			
9150/R23	压盖	贮液器阀门类型: 6110/21 - /22 - /23 - /32 - /33 6120/22 - /23 - /33 6132/.. 6140/22 - /23	
	压盖密封垫片		
	压盖密封垫片		
	垫圈		
007486	盖		
000913	阀杆	贮液器阀门类型: 6110/21 - /22 ; 6120/22 ; 6140/22 - /23	
001641	阀杆	贮液器阀门类型: 6110/23 - /32 - /33 ; 6120/23 - /33	
9150/R24	压盖	贮液器阀门类型: 6110/43 - /44 - /54 6120/43 - /44 - /54	
	压盖密封垫片		
	压盖密封垫片		
	垫圈		
009036	盖		
001647	阀杆		

目录编号	说明	适用于:	注释

贮液器阀门的部件和备件 - *续*

9150/R25	压盖	贮液器阀门类型: 6110/66 6120/66	
	压盖密封垫片		
	压盖密封垫片		
	垫圈		
008282	盖		
001038	阀杆		

截流阀的部件和备件

9150/R26	压盖	截流阀类型: 6170/66 - /77	
	压盖密封垫片		
	压盖密封垫片		
	垫圈		

旋转锁定阀的部件和备件

9150/R23	压盖	旋转锁定阀类型: 6310/.. 6320/..	
	压盖密封垫片		
	压盖密封垫片		
	垫圈		
7910/6	钢焊接接头 3/4"" UNF-16		需要另外订购
7990/6	用于 7910/6 的 PTFE 垫片		
7910/8	钢焊接接头 1" UNS-16		
7990/8	用于 7910/8 的 PTFE 垫片		

带帽阀门的部件和备件

9150/R23	压盖	顶盖阀类型: 6410/.. 6420/.. 6460/..	
	压盖密封垫片		
	压盖密封垫片		
	垫圈		
007486	盖		
002337	阀杆	顶盖阀类型: 6410/2 - /3 - /4 - /5 6420/2 - /3 - /M10 - /M12 - /4 - /5 6460/22A.	
005174	螺纹接管/主体 O 形圈		
007619	阀杆	顶盖阀类型: 6410/6 6420/M18 - /6 - /M22 - /7	
007676	螺纹接管/主体 O 形圈		

截止阀的部件和备件

9150/R24	压盖	截止阀类型: (1) 6510/M22 - /7 - /M28 - /9 - /11 6512/M22 - /7 - /M28 - /9 - /11 (1) 6520/7 - /9 - /11 (1) 6530/M22 - /7 - /M28 - /9 - /11 6532/M22 - /7 - /M28 - /9 - /11	(1) 阀无库存
	压盖密封垫片		
	压盖密封垫片		
	垫圈		
001635	盖		
004296	盖的衬垫		

目录编号	说明	适用于:	注释

截止阀的部件和备件 - *续*

9150/R27	阀杆/板组	截止阀类型: (1) 6510/M22 - /7 - /M28 - /9 6512/M22 - /7 - /M28 - /9 (1) 6520/7 - /9 (1) 6530/M22 - /7 - /M28 - /9 6532/M22 - /7 - /M28 - /9	(1) 阀无库存
004299	盖/主体螺丝		
004251	盖/主体 O 形圈	截止阀类型: (1) 6510/M22 - /7 - /M28 - /9 (1) 6520/7 - /9 (1) 6530/M22 - /7 - /M28 - /9	包装件数 10
111082	盖/主体垫片	截止阀类型: 6512/M22 - /7 - /M28 - /9 6532/M22 - /7 - /M28 - /9	包装件数 10
9150/R28	阀杆/板组	截止阀类型: (1) 6510/11 6512/11 (1) 6520/11 (1) 6530/11 6532/11	(1) 阀无库存
004692	盖/主体螺丝		
004691	盖/主体 O 形圈	截止阀类型: (1) 6510/11 (1) 6520/11 (1) 6530/11	包装件数 10
111083	盖/主体垫片	截止阀类型: 6512/11 6532/11	包装件数 10
9150/R26	压盖	截止阀类型: (1) 6510/13 - /M42 - /17 6512/13 - /M42 - /17 (1) 6520/13 - /M42 - /17 (1) 6530/13 - /M42 - /17 6532/13 - /M42 - /17	(1) 阀无库存
	压盖密封垫片		
	压盖密封垫片		
	垫圈		
001228	盖		
000830	盖的衬垫		
004302	盖/主体螺丝		
9150/R29	阀杆/板组	截止阀类型: (1) 6510/13 - /M42 6512/13 - /M42 (1) 6520/13 - /M42	
008002	盖/主体 O 形圈	截止阀类型: (1) 6510/13 - /M42 (1) 6520/13 - /M42	包装件数 5
111084	盖/主体垫片	截止阀类型: 6512/13 - /M42	包装件数 5
9150/R30	阀杆/板组	截止阀类型: (1) 6510/17 6512/17 (1) 6520/17 (1) 6530/13 - /M42 - /17 6532/13 - /M42 - /17	(1) 阀无库存
004261	盖/主体 O 形圈	截止阀类型: (1) 6510/17 (1) 6520/17 (1) 6530/13 - /M42 - /17	包装件数 5
111085	盖/主体垫片	截止阀类型: 6512/17 6532/13 - /M42 - /17	包装件数 5

目录编号	说明	适用于:	注释

球阀的部件和备件

111602	黄铜盖	球阀类型: 6570/M6 - /M6A - /2 - /2A - /3 - /3A - /M10 - /M10A - /M12 - /M12A - /4 - /4A 6571/5 6570/M15 - M15A - 5 - /5A - /M18 - /M18A - /6 - /6A 6571/7	
111635	黄铜盖	球阀类型: 6570/7 - /7A 6571/M28 - /9 6570/M28 - /M28A - /9 - /9A 6571/11	
009750	黄铜盖	球阀类型: 6590/M6 - /2 - /3 - /3A - /M10 - /M10A - /M12 - /M12A - /4 - /4A 6591/5 6590/M15 - M15A - 5 - /5A - /M18 - /M18A - /6 - /6A 6591/7	阀无库存
003752	黄铜盖垫片		
009751	黄铜盖	球阀类型: 6590/7 - /7A 6591/M28 - /9 6590/M28 - /M28A - /9 - /9A 6591/11	阀无库存
004296	黄铜盖垫片		
112348	黄铜盖	球阀类型: 6590/11 - /11A 6591/13 - /M42 6590/13 - /13A - /M42 - /M42A 6591/17	
000530	黄铜盖垫片		
112350	黄铜盖	球阀类型: 6590/17 - /17A 6591/21 - /21A 6591/M64 - /M64A	
009754	黄铜盖垫片		
9151/R11	黄铜盖及垫片	球阀类型: 6570/M64A - /21A 6571/24A - /25A	
9151/R12	黄铜盖及垫片	球阀类型: 6570/24A - /25A 6571/28A - /29A 6570/28A - /29A 6571/33A - /34A	
009207	黄铜盖	球阀类型: 6590/M64A - /21A 6591/24A - /25A 6590/25A 6591/28A - /29A - /33A - /34A	阀无库存
009208	黄铜盖垫片		

压缩机阀门的部件和备件

9150/R23	压盖	压缩机阀门类型 6640	阀无库存
	压盖密封垫片		
	压盖密封垫片		
	垫圈		

测量阀的部件和备件

9150/R23	压盖	测量阀 8320/21 - /22	
	压盖密封垫片		
	压盖密封垫片		
	垫圈		

Catalogue Number	Description	Suitable for:	Note
ACCESSORIES AND SPARE PARTS FOR SOLENOID VALVES			
G9150/R97	Yellow nut for fixing coil	All the solenoid valves with coils type HM2 , CM2 , HM3 e HM4	
	Black screw for fixing coil		
	O Ring for yellow nut		
004238	O Ring under coil	All the solenoid valves	
G9150/R06	Bracket	N.C.and N.O. solenoid valves type: 1020/.. ; 1028/.. 1064/.. ; 1068/.. 1070/4 - /5 ; 1078/4 - /5 - /M12 ; 1079/7 1034/.. ; 1038/.. 1040/4 - /5 ; 1048/4 - /5 - /M12 ; 1049/7 1164/.. ; 1168/.. 1170/4 - /5 ; 1178/4 - /5 - /M12 1134/.. ; 1138/.. 1140/4 - /5 ; 1148/4 - /5 - /M12	
	Screw		
9150/R07	Plunger	N.C. solenoid valves type: 1020/.. ; 1028/..	
	Plunger spring		
	Nut/body O Ring		
004254	Nut/body O Ring		Package pcs 10
9150/R08	Plunger	N.C. diaphragm solenoid valves type: 1064/.. ; 1068/.. Diaphragm pilot operated for 1098/9 ; 1099/11; 1078/11; 1079/13 - /M42; 1078/13 - /M42 ; 1079/17	
	Plunger spring		
	Diaphragm		
	Nut/body O Ring		
0042549	Nut/body O Ring		Package pcs 10
9150/R09	Plunger	N.C. diaphragm solenoid valves type: 1070/4 - /5 ; 1078/4 - /5 - /M12 ; 1079/7	
	Plunger spring		
	Diaphragm		
	Cover/body screws		
	Cover/body O Ring		
004257	Cover/body O Ring		Package pcs 10
9150/R10	Plunger	N.C. diaphragm solenoid valves type: 1070/6 ; 1078/6 - /7 ; 1079/9	Valves out of stock
	Plunger spring		
	Diaphragm		
	Cover/body screws		
	Cover/body O Ring		
0042266	Cover/body O Ring		Package pcs 10
9151/R04	Plunger	N.C. diaphragm solenoid valves type: 1090/5 - /6 ; 1098/5 - /6 - /7 ; 1099/9	It replaces spare parts 9150/R38 e 9150/R48
	Plunger spring		
	Diaphragm		
	Cover/body screws		
	Cover/body O Ring		
004251	Cover/body O Ring		Package pcs 10
9150/R11	Plunger	N.C. diaphragm solenoid valves type: 1078/9 ; 1079/11	
	Plunger spring		
	Diaphragm		
	Pilot O Ring		
	Nut/cover O Ring		
	Cover/body O Ring		
004253	Cover/body O Ring		Package pcs 10

Catalogue Number	Description	Suitable for:	Note
ACCESSORIES AND SPARE PARTS FOR SOLENOID VALVES			
9150/R81	Plunger	N.C. piston solenoid valves type: 1034/.. ; 1038/..	
	Plunger spring		
	Piston		
	Nut/body O Ring		
004259	Nut/body O Ring		Package pcs 10
9150/R82	Plunger	N.C. piston solenoid valves type: 1040/4 - /5 ; 1048/4 - /5 - /M12 ; 1049/7	
	Plunger spring		
	Piston		
	Piston ring		
	Cover/body screws		
	Cover/body O Ring		
004257	Cover/body O Ring		Package pcs 10
9150/R50	Plunger	N.C. piston solenoid valves type: 1050/5 - /6 ; 1058/5 - /6 - /7 ; 1059/9	
	Plunger spring		
	Piston		
	Piston ring		
	Cover/body screws		
	Cover/body O Ring		
004251	Cover/body O Ring		Package pcs 10
9150/R43	Piston	Main piston pilot operated for N.C.and N.O. solenoid valves type: 1098/9 ; 1099/11 1198/9	
	Piston ring		
	Piston spring		
	Cover/body screws		
	Pilot O Ring		
	Cover/body O Ring		
004251	Cover/body O Ring		Package pcs 10
9150/R39	Piston	Main piston pilot operated for N.C.and N.O. solenoid valves type: 1078/11 ; 1079/13 - /M42 1178/11	
	Piston ring		
	Piston spring		
	Cover/body screws		
	Pilot O Ring		
	Cover/body O Ring		
004691	Cover/body O Ring		Package pcs 10
9150/R83	Piston	Main piston pilot operated for N.C.and N.O. solenoid valves type: 1078/13 - /M42 ; 1079/17 1178/13 - /M42	
	Piston ring		
	Piston spring		
	Cover/body screws		
	Pilot O Ring		
	Cover/body O Ring		
008002	Cover/body O Ring		Package pcs 10
9150/R35	Pre-assembled armature with nuts	N.O. diaphragm solenoid valves type: 1164/.. ; 1168/.. Diaphragm pilot operated for: 1198/9 1178/11 1178/13 - /M42	
	Diaphragm		
	O Ring under coil		
	Nut/body O Ring		
004259	Nut/body O Ring		Package pcs 10

Catalogue Number	Description	Suitable for:	Note
ACCESSORIES AND SPARE PARTS FOR SOLENOID VALVES			
9150/R34	N.O. armature group	N.O. diaphragm solenoid valves type: 1170/4- /5 ; 1178/4 - /5 - /M12	
	Diaphragm		
	Cover/body screws		
	Nut		
	Nut/cover O Ring		
	O Ring under coil		
	Cover/body O Ring		
004257	Cover/body O Ring		Package pcs 10
9151/R05	N.O. armature group	N.O. diaphragm solenoid valves type: 1190/5 - /6 ; 1198/5 - /6 - /7	It replaces spare parts 9150/R40 e 9150/R49
	Diaphragm		
	Cover/body screws		
	Nut		
	Nut/cover O Ring		
	O Ring under coil		
	Cover/body O Ring		
004251	Cover/body O Ring		Package pcs 10
9150/R42	N.O. armature group	N.O. diaphragm solenoid valves type: 1178/9	
	Diaphragm		
	Cover/body screws		
	Nut		
	Pilot O Ring		
	Nut/cover O Ring		
	O Ring under coil		
	Cover/body O Ring		
004253	Cover/body O Ring		Package pcs 10
9150/R84	N.O. armature group	N.O. piston solenoid valves type: 1134/.. ; 1138/..	
	Piston		
	O Ring under coil		
	Nut/body O Ring		
004259	Nut/body O Ring		Package pcs 10
9150/R85	N.O. armature group	N.O. piston solenoid valves type: 1140/4- /5 ; 1148/4 - /5 - /M12	
	Piston		
	Piston ring		
	Cover/body screws		
	Nut		
	Nut/cover O Ring		
	O Ring under coil		
	Cover/body O Ring		
004257	Cover/body O Ring		Package pcs 10
9150/R51	N.O. armature group	N.O. piston solenoid valves type: 1150/5 - /6 ; 1158/5 - /6 - /7	
	Piston		
	Piston ring		
	Cover/body screws		
	Nut		
	Nut/cover O Ring		
	O Ring under coil		
	Cover/body O Ring		
004251	Cover/body O Ring		Package pcs 10

Catalogue Number	Description	Suitable for:	Note

ACCESSORIES AND SPARE PARTS FOR SOLENOID VALVES FOR INDUSTRIAL PURPOSE

G9150/R97	Yellow nut for fixing coil	All the solenoid valves with coils type HM2 , CM2 , HM3 e HM4	
	Black screw for fixing coil		
	O Ring for yellow nut		
004238	O Ring under coil	All the solenoid valves	
G9150/R06	Bracket	Solenoid valves type: 1512/.. ; 1522/.. ; 1132/03 - /04	
	Screw		
9150/R15	Plunger	Solenoid valves type: 1512/.. 1522/..	
	Plunger spring		
	Nut/body O Ring		
9150/R12	Plunger	Solenoid valves type: 1132/03 - /04	
	Plunger spring		
	Diaphragm		
	Cover/body O Ring		
	Cover/body screws		
9150/R13	Plunger	Solenoid valves type: 1132/06 - /08	
	Plunger spring		
	Diaphragm		
	Cover/body screws		
9150/R14	Plunger	Solenoid valves type: 1142/010 - /012	Valves out of stock
	Plunger spring		
	Diaphragm		
	No 2 pilot O Rings		
	Nut/cover O Ring		
	Cover/body screws		
9200/RA2	24 VAC - 50 Hz	Solenoid valves type: 1145/.. - 1245/.. - 1135/.. 1133/03 - /08 1233/03 - /08 1143/03 - /08	
9200/RA4	110 VAC - 50 Hz		
9200/RA6	220/230 VAC - 50 Hz		
9200/RA7	240 VAC - 50 Hz		
9200/RD1	12 VDC		
9200/RD2	24 VDC		
9220/RA2	24 VAC - 50 Hz	Solenoid valves type:: 1146/.. - 1246/.. - 1136/.. 1133/010 - /024 1233/010 - /024 1143/010 - /024	
9220/RA4	110 VAC - 50 Hz		
9220/RA6	220/230 VAC - 50 Hz		
9220/RA7	240 VAC - 50 Hz		
9220/RD1	12 VDC		
9220/RD2	24 VDC		

Catalogue Number	Description	Suitable for:	Note
ACCESSORIES AND SPARE PARTS FOR CHECK VALVES			
9150/R16	Piston	Check valves type: 3120/7 - /9 - /M22 - /M28 3140/7 - /9 - /M28 3180/7 - /9 - /M28	Valves out of stock
	Spring		
	Cover/body screws		
	Cover/body O Ring		
004251	Cover/body O Ring		Package pcs 10
9150/R17	Piston	Check valves type: 3120/11 3140/11 3180/11	Valves out of stock
	Spring		
	Cover/body screws		
	Cover/body O Ring		
004691	Cover/body O Ring		Package pcs 10
9150/R18	Piston	Check valves type: 3120/13 - /M42 3140/13 - /M42	Valves out of stock
	Spring		
	Cover/body screws		
	Cover/body O Ring		
008002	Cover/body O Ring		Package pcs 10
9150/R19	Piston	Check valves type: 3120/17 3140/17 - /21 - /25 3160/17 3180/13 - /M42 - /17	Valves out of stock
	Spring		
	Cover/body screws		
	Cover/body O Ring		
004261	Cover/body O Ring		Package pcs 10
9150/R52	Piston	Check valves type: 3122/7 - /9 - /M22 - /M28 3142/7 - /9 - /M28 3182/7 - /9 - /M28	
	Spring		
	Cover/body screws		
	Cover/body gasket		
111082	Cover/body gasket		Package pcs 10
9150/R53	Piston	Check valves type: 3122/11 3142/11 3182/11	
	Spring		
	Cover/body screws		
	Cover/body gasket		
111083	Cover/body gasket		Package pcs 10
9150/R54	Piston	Check valves type: 3122/13 - /M42 3142/13 - /M42	
	Spring		
	Cover/body screws		
	Cover/body gasket		
111084	Cover/body gasket		Package pcs 10
9150/R55	Piston	Check valves type: 3122/17 3142/17 - /21 - /25 3182/13 - /M42 - /17	
	Spring		
	Cover/body screws		
	Cover/body gasket		
111085	Cover/body gasket		Package pcs 10

ACCESSORIES AND SPARE PARTS FOR INDICATORS

9150/R20	Nut	Liqud indicators type: 3610/.. ; 3620/.. ; 3640/.. ; 3650/..	3610/.. ; 3640/.. ; 3650/.. out of stock
	Protection cap		
	Nut/body O Ring		
9150/R21	Nut	Moisture - liqud indicators type: 3710/.. ; 3720/.. ; 3740/.. ; 3750/.. ; 3770/.. ; 3771/.. ; 3780/.. ; 3781/..	3710/.. ; 3740/.. ; 3750/.. out of stock
	Protection cap		
	Nut/body O Ring		

Catalogue Number	Description	Suitable for:	Note

ACCESSORIES AND SPARE PARTS FOR FILTERS

G9150/R05	Access fitting	Filters with replaceable block type: 4411/.. ; 4412/.. ; 4413/.. ; 4414/.. 4421/.. ; 4423/.. ; 4424/..	
	Cap with gasket		
	Valve core		
7520/2	nut 1/4 NPT	Filters with replaceable block type: 4411/.. ; 4412/.. ; 4413/.. ; 4414/.. 4421/.. ; 4423/.. ; 4424/.	
003319	Spring	All the filters series 44	
112160	1/4 " NPT aluminium threaded cover	Filters with replaceable block type: 4411/.. ; 4412/.. ; 4413/.. ; 4414/..	
112162	Aluminium blind cover	Filters with replaceable block type: 4411/.. ; 4412/.. ; 4413/.. ; 4414/..	
111758	Cover gasket	Filters with replaceable block type: 4411/.. ; 4412/.. ; 4413/.. ; 4414/..	
		Filters with replaceable block of other manufactures: DANFOSS, ALCO, PARKER, SPORLAN, KMP, CARLY, HENRY	
G9150/R59	N° 8 screwes M8x30	Filters with replaceable block type: 4411/..A-B-AF ; 4412/..A-B-AF ; 4413/..A-B-AF ; 4414/..A-B-AF	
G9150/R60	N° 8 stainless steel screwes M8x30	Filters with replaceable block type: 4411/..C	
009406	Dehydrating block top	Filters with replaceable block type: 4411/..A-B-AF ; 4412/..A-B-AF 4413/..A-B-AF ; 4414/..A-B-AF	
003324	Dehydrating block bottom		
007677	Filtering tube for one block		
007678	Filtering tube for two blocks		
9150/R57	Mechanical block top	Filters with replaceable block type: 4411/..C	
	Mechanical block bottom		
008338	1/4 " NPT threaded cover	Filters with replaceable block type: 4421/.. ; 4423/.. ; 4424/..	
111018	Cover gasket	Filters with replaceable block type: 4421/.. ; 4423/.. ; 4424/..	
G9150/R93	N° 10 stainless steel screwes M12x40	Filters with replaceable block type: 4421/..A-C ; 4423/..A ; 4424/..A	
008304	Dehydrating block top	Filters with replaceable block type: 4421/..A ; 4423/..A ; 4424/..A	
008305	Dehydrating block bottom		
008307	Screw for filtering tube		
008403	Filtering tube	Filters with replaceable block type 4421/..A	
008345	Filtering tube	Filters with replaceable block type 4423/..A	
008344	Filtering tube	Filters with replaceable block type 4424/..A	
9150/R58	Mechanical block top	Filters with replaceable block type 4421/..C	
	Mechanical block bottom		

SPARE PARTS FOR SEPARATORS

003879	Gasket for rotalock connections	Oil separator 5520/C	
003870	Gasket for rotalock connections	Oil separator 5520/D	
003965	Gasket for rotalock connections	Oil separator 5520/E	
110968	Cover gasket	Oil separators 5520/C ; /D , /E	

Catalogue Number	Description	Suitable for:	Note
ACCESSORIES AND SPARE PARTS FOR CHANGEOVER VALVES			
9150/R24	Gland	Changeover valve 3032/33 ; /44 ; /64 ; / 66	
	Gland seal gaskets		
	Gland seal gaskets		
	Washer		
9150/R25	Gland	Changeover valve 3032/88/ ; 108	
	Gland seal gaskets		
	Gland seal gaskets		
	Washer		
3039/3	Pair of std connections 3/8"NPT female	Changeover valve 3032/33	
3039/3OT	Pair of brass/stainless steel connections 3/8"NPT female		
3039/4	Pair of std connections 1/2"NPT female	Changeover valve 3032/44	
3039/4OT	Pair of brass/stainless steel connections 1/2"NPT female		
004260	Connection/body O Ring	Changeover valve 3032/33 ; /44	
008281	Cap		
009490	Cap	Changeover valve 3032/64; /66	
ACCESSORIES AND SPARE PARTS FOR BALL SHUT-OFF VALVES			
009035	Cap	Ball shut-off valve 3033/..	
009256	Cap	Ball shut-off valve 3063/..	
ACCESSORIES AND SPARE PARTS FOR HERMETIC VALVES			
9150/R23	Gland	All the hermetic valves type: 6010/.. ; 6012/.. ; 6020/.. ; 6060/.. ; 6070/..	6060/.. ; 6070/.. out of stock
	Gland seal gaskets		
	Gland seal gaskets		
	Washer		
007486	Cap		
000913	Spindle	Hermetic valves type 6010/2 ; 6012/22	
G9150/R33	Screw	Hermetic valves type 6020/..	
	Spring washer		
ACCESSORIES AND SPARE PARTS FOR RECEIVER VALVES			
9150/R23	Gland	Receiver valves type: 6110/21 - /22 - /23 - /32 - /33 6120/22 - /23 - /33 6132/.. 6140/22 - /23	
	Gland seal gaskets		
	Gland seal gaskets		
	Washer		
007486	Cap		
000913	Spindle	Receiver valves type: 6110/21 - /22 ; 6120/22 ; 6140/22 - /23	
001641	Spindle	Receiver valves type: 6110/23 - /32 - /33 ; 6120/23 - /33	
9150/R24	Gland	Receiver valves type: 6110/43 - /44 - /54 6120/43 - /44 - /54	
	Gland seal gaskets		
	Gland seal gaskets		
	Washer		
009036	Cap		
001647	Spindle		

Catalogue Number	Description	Suitable for:	Note

ACCESSORIES AND SPARE PARTS FOR RECEIVER VALVES

9150/R25	Gland	Receiver valves type: 6110/66 6120/66	
	Gland seal gaskets		
	Gland seal gaskets		
	Washer		
008282	Cap		
001038	Spindle		

ACCESSORIES AND SPARE PARTS FOR STOP VALVES

9150/R26	Gland	Stop valves type: 6170/66 - /77	
	Gland seal gaskets		
	Gland seal gaskets		
	Washer		

ACCESSORIES AND SPARE PARTS FOR ROTALOCK VALVES

9150/R23	Gland	Rotalock valves types: 6310/.. 6320/..	
	Gland seal gaskets		
	Gland seal gaskets		
	Washer		
7910/6	Steel solder connection 3/4"" UNF-16		To be ordered separately
7990/6	PTFE gasket for 7910/6		
7910/8	Steel solder connection 1" UNS-16		
7990/8	PTFE gasket for 7910/8		

ACCESSORIES AND SPARE PARTS FOR CAPPED VALVES

9150/R23	Gland	Capped valves type: 6410/.. ; 6420/.. ; 6460/..	
	Gland seal gaskets		
	Gland seal gaskets		
	Washer		
007486	Cap		
002337	Spindle	Capped valves type: 6410/2 - /3 - /4 - /5 6420/2 - /3 - /M10 - /M12 - /4 - /5 6460/22A.	
005174	Nipple/body O Ring		
007619	Spindle	Capped valves type: 6410/6 6420/M18 - /6 - /M22 - /7	
007676	Nipple/body O Ring		

ACCESSORIES AND SPARE PARTS FOR GLOBE VALVES

9150/R24	Gland	Globe valves type: (1) 6510/M22 - /7 - /M28 - /9 - /11 6512/M22 - /7 - /M28 - /9 - /11 (1) 6520/7 - /9 - /11 (1) 6530/M22 - /7 - /M28 - /9 - /11 6532/M22 - /7 - /M28 - /9 - /11	(1) Valves out of stock
	Gland seal gaskets		
	Gland seal gaskets		
	Washer		
001635	Cap		
004296	Cap gasket		

Catalogue Number	Description	Suitable for:	Note
ACCESSORIES AND SPARE PARTS FOR GLOBE VALVES			
9150/R27	Spindle/plate group	Globe valves type: (1) 6510/M22 - /7 - /M28 - /9 6512/M22 - /7 - /M28 - /9 (1) 6520/7 - /9 (1) 6530/M22 - /7 - /M28 - /9 6532/M22 - /7 - /M28 - /9	(1) Valves out of stock
004299	Cover/body screws		
004251	Cover/body O Ring	Globe valves type: (1) 6510/M22 - /7 - /M28 - /9 (1) 6520/7 - /9 (1) 6530/M22 - /7 - /M28 - /9	Package pcs 10
111082	Cover/body gasket	Globe valves type: 6512/M22 - /7 - /M28 - /9 6532/M22 - /7 - /M28 - /9	Package pcs 10
9150/R28	Spindle/plate group	Globe valves type: (1) 6510/11 6512/11 (1) 6520/11 (1) 6530/11 6532/11	(1) Valves out of stock
004692	Cover/body screws		
004691	Cover/body O Ring	Globe valves type: (1) 6510/11 (1) 6520/11 (1) 6530/11	Package pcs 10
111083	Cover/body gasket	Globe valves type: 6512/11 6532/11	Package pcs 10
9150/R26	Gland	Globe valves type: (1) 6510/13 - /M42 - /17 6512/13 - /M42 - /17 (1) 6520/13 - /M42 - /17 (1) 6530/13 - /M42 - /17 6532/13 - /M42 - /17	(1) Valves out of stock
	Gland seal gaskets		
	Gland seal gaskets		
	Washer		
001228	Cap		
000830	Cap gasket		
004302	Cover/body screws		
9150/R29	Spindle/plate group	Globe valves type: (1) 6510/13 - /M42 6512/13 - /M42 (1) 6520/13 - /M42	
008002	Cover/body O Ring	Globe valves type: (1) 6510/13 - /M42 (1) 6520/13 - /M42	Package pcs 5
111084	Cover/body gasket	Globe valves type: 6512/13 - /M42	Package pcs 5
9150/R30	Spindle/plate group	Globe valves type: (1) 6510/17 6512/17 (1) 6520/17 (1) 6530/13 - /M42 - /17 6532/13 - /M42 - /17	(1) Valves out of stock
004261	Cover/body O Ring	Globe valves type: (1) 6510/17 (1) 6520/17 (1) 6530/13 - /M42 - /17	Package pcs 5
111085	Cover/body gasket	Globe valves type: 6512/17 6532/13 - /M42 - /17	Package pcs 5

Catalogue Number	Description	Suitable for:	Note

ACCESSORIES AND SPARE PARTS FOR BALL VALVES

111602	Brass cap	Ball valves type: 6570/M6 - /2 - /3 - /3A - /M10 - /M10A - /M12 - /M12A - /4 - /4A 6571/5 6570/M15 - M15A - 5 - /5A - /M18 - /M18A - /6 - /6A 6571/7	
111635	Brass cap	Ball valves type: 6570/7 - /7A 6571/M28 - /9 6570/M28 - /M28A - /9 - /9A 6571/11	
009750	Brass cap	Ball valves type: 6590/M6 - /2 - /3 - /3A - /M10 - /M10A - /M12 - /M12A - /4 - /4A 6591/5 6590/M15 - M15A - 5 - /5A - /M18 - /M18A - /6 - /6A 6591/7	Valves out of stock
003752	Gasket for brass cap		
009751	Brass cap	Ball valves type: 6590/7 - /7A 6591/M28 - /9 6590/M28 - /M28A - /9 - /9A 6591/11	Valves out of stock
004296	Gasket for brass cap		
112348	Brass cap	Ball valves type: 6590/11 - /11A 6591/13 - /M42 6590/13 - /13A - /M42 - /M42A 6591/17	
000530	Gasket for brass cap		
112350	Brass cap	Ball valves type: 6590/17 - /17A 6591/21 - /21A 6591/M64 - /M64A	
009754	Gasket for brass cap		
9151/R11	Brass cap with gasket	Ball valves type: 6570/M64A - /21A 6571/24A - /25A	
9151/R12	Brass cap with gasket	Ball valves type: 6570/24A - /25A 6571/28A - /29A 6570/28A - /29A 6571/33A - /34A	
009207	Brass cap	Ball valves type: 6590/M64A - /21A 6591/24A - /25A 6590/25A 6591/28A - /29A - /33A - /34A	Valves out of stock
009208	Gasket for brass cap		

ACCESSORIES AND SPARE PARTS FOR COMPRESSOR VALVES

9150/R23	Gland	Compressor valves type 6640	Valves out of stock
	Gland seal gaskets		
	Gland seal gaskets		
	Washer		

ACCESSORIES AND SPARE PARTS FOR GAUGE MOUNTING VALVES

9150/R23	Gland	Gauge mounting valves 8320/21 - /22	
	Gland seal gaskets		
	Gland seal gaskets		
	Washer		

HC 制冷剂
HC REFRIGERANTS

(R290, R600, R600a)

HC

iCastel.it

图纸 Drawing	部件号 Part Number	阀芯型号 Orifice type	连接方式 Connections				Kv [m³/h]	PS [bar]	TS [°C]		包装件数 Package pcs
			入口 In		出口 Out				最小 min	最大 max	
			Ø [in.]	Ø [mm]	Ø [in.]	Ø [mm]					
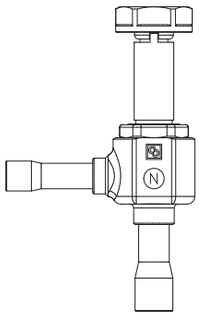	2028N/3S01	01	3/8"	-	1/2"	-	0,010	45	-40	+100	17
	2028N/M10S01		-	10	-	12					17
	2028N/3S02	02	3/8"	-	1/2"	-	0,017				17
	2028N/M10S02		-	10	-	12					17
	2028N/3S03	03	3/8"	-	1/2"	-	0,023				17
	2028N/M10S03		-	10	-	12					17
	2028N/3S04	04	3/8"	-	1/2"	-	0,043				17
	2028N/M10S04		-	10	-	12					17
	2028N/3S05	05	3/8"	-	1/2"	-	0,065				17
	2028N/M10S05		-	10	-	12					17
	2028N/3S06	06	3/8"	-	1/2"	-	0,113				17
	2028N/M10S06		-	10	-	12					17
	2028N/4S07	07	1/2"	-	5/8"	-	0,200				17
	2028N/M12S07		-	12	-	16					17
	2028N/4S08	08	1/2"	-	5/8"	-	0,230				17
	2028N/M12S08		-	12	-	16					17
	2028N/4S09	09	1/2"	-	5/8"	-	0,250				17
	2028N/M12S09		-	12	-	16					17

HC

带可互换阀芯的电磁膨胀阀 - 符合 ATEX 防爆指令，可在防爆 2 区使用
SOLENOID EXPANSION VALVES WITH INTERCHANGEABLE ORIFICE - ATEX conformity for use in EX Zone 2

iCastel.it

图纸 Drawing	部件号 Part Number	阀芯型号 Orifice type	连接方式 Connections				Kv [m³/h]	PS [bar]	TS [°C]		包装件数 Package pcs
			入口 In		出口 Out				最小 min	最大 max	
			Ø [in.]	Ø [mm]	Ø [in.]	Ø [mm]					
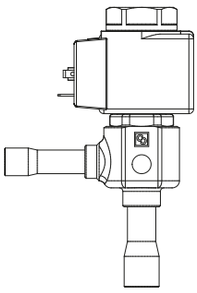	2028EX/3A601	01	3/8"	-	1/2"	-	0,010	45	-40	+100	17
	2028EX/M10A601		-	10	-	12					17
	2028EX/3A602	02	3/8"	-	1/2"	-	0,017				17
	2028EX/M10A602		-	10	-	12					17
	2028EX/3A603	03	3/8"	-	1/2"	-	0,023				17
	2028EX/M10A603		-	10	-	12					17
	2028EX/3A604	04	3/8"	-	1/2"	-	0,043				17
	2028EX/M10A604		-	10	-	12					17
	2028EX/3A605	05	3/8"	-	1/2"	-	0,065				17
	2028EX/M10A605		-	10	-	12					17
	2028EX/3A606	06	3/8"	-	1/2"	-	0,113				17
	2028EX/M10A606		-	10	-	12					17
	2028EX/4A607	07	1/2"	-	5/8"	-	0,200				17
	2028EX/M12A607		-	12	-	16					17
	2028EX/4A608	08	1/2"	-	5/8"	-	0,230				17
	2028EX/M12A608		-	12	-	16					17
	2028EX/4A609	09	1/2"	-	5/8"	-	0,250				17
	2028EX/M12A609		-	12	-	16					17

阀芯（ 2028N/.. 和 2028EX/..）
ORIFICE ASSEMBLIES (for 2028N/.. and 2028EX/..)

iCastel.it

图纸 Drawing	部件号 Part Number	阀芯型号 Orifice type	额定冷量 Rated capacity [kW] (1)			包装件数 Package pcs
			R290	R600	R600a	
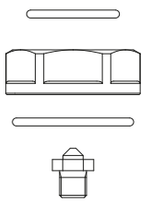	9150N/R63	01	1,9	1,2	1,2	10
	9150N/R64	02	3,8	2,5	2,4	10
	9150N/R65	03	4,5	2,9	2,9	10
	9150N/R66	04	7,3	4,7	4,7	10
	9150N/R67	05	12,4	8,1	8,0	10
	9150N/R68	06	17,2	11,3	11,1	10
	9150N/R69	07	27,2	17,7	17,4	10
	9150N/R78	08	32,7	21,4	21,0	10
	9150N/R79	09	36,3	23,7	23,3	10

注释：
Note:
(1) 额定冷量基于：
- 蒸发温度 Tevap = + 5 °C
- 冷凝温度 Tcond = + 32 °C
- 阀前制冷剂液体温度 Tliq = + 28 °C

(1) Rated capacities are based on:
- Evaporating temperature Tevap = + 5 °C
- Condensing temperature Tcond = + 32 °C
- Refrigerant liquid temperature ahead of valve Tliq = + 28 °C

iCastel.it

图纸 Drawing	线圈类型 Coil Type	部件号 Part Number	电压 Voltage [V]	频率 Frequency [Hz]	功率 Power [W]	连接方式 Connections 防护等级 Degree of protection IP 65	IP 68	注释 Note	包装件数 Package pcs
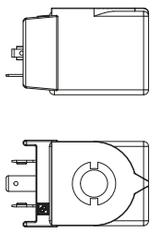	HM2	9100EX/RA2	24	50/60	8	9150/R02 9900/X66	-	符合 ATEX 防爆指令，可在防爆 2 区使用 ATEX approval for use in EX Zone 2	90
		9100EX/RA4	110						
		9100EX/RA6	220/230						
		9100EX/RA7	240						
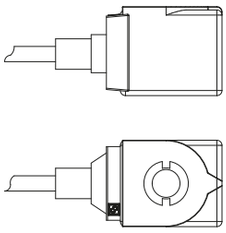	CM2 (1)	9110EX/RA2	24	50/60	8	-	-	符合 ATEX 防爆指令，可在防爆 2 区使用 ATEX approval for use in EX Zone 2	10
		9110EX/RA4	110						
		9110EX/RA6	220/230						
		9110EX/RA7	240						
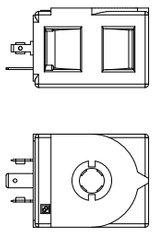	HM4	9160/RA2	24 A.C.	50/60	8	9150/R02 9900/X66	9155/R01 9155/R02	-	90
		9160/RA4	110 A.C.						
		9160/RA6	220/230 A.C.						
		9160/RD1	12 D.C.	-	17				
		9160/RD2	24 D.C.	-	15,5				

注释：
Note:
(1) 电缆长度 1 m / (1) Cable length 1 mm /

HC

图纸 Drawing	部件号 Part Number	防护等级 Degree of protection	电缆长度 Cable lenght [m]	注释 Note	包装件数 Package pcs
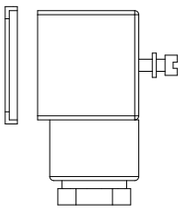	9150EX/R02	IP 65	-	符合 ATEX 防爆指令，可在防爆 2 区使用 ATEX approval for use in EX Zone 2	240
	9150/R02	IP 65	-	-	240
	9900/X66		1	-	100
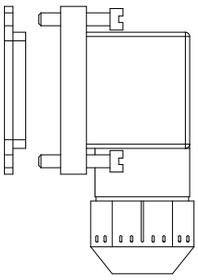	9155/R01	IP 65 / IP 68	-	-	120
	9155/R02		1	-	1

工作原理 Operating principle	图纸 Drawing	部件号 Part Number	线圈类型 Coil Type (1)	ODS 连接直径 Connections ODS Ø		Kv [m³/h]	PS [bar]	TS [°C]		包装件数 Package pcs
				[in.]	[mm]			最小 Min	最大 Max	
直动式 Direct acting	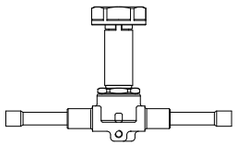	1028N/2S	HF2 HF3 HM2 HM3 HM4 CM2	1/4"	-	0,15	45	-40	+130	24
		1028N/2S.E		1/4"	-	0,23				
		1028N/3S		3/8"	-					
		1028N/M10S		-	10					
隔膜先导式 Diaphragm pilot operated	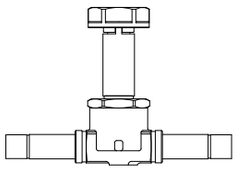	1068N/3S	HF2 HF3 HM2 HM3 HM4 CM2	3/8"	-	0,80	45	-40	+120	24
		1068N/M10S		-	10					
		1068N/M12S		-	12					
		1068N/4S		1/2"	-					
	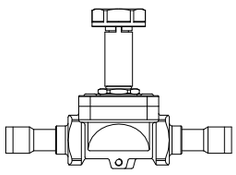	1078N/M12S		-	12	2,20				17
		1078N/4S		1/2"	-					
		1078N/5S		5/8"	16	2,61				
		1079N/7S		7/8"	22	2,61				
	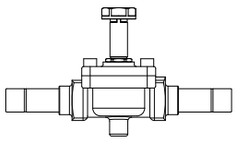	1098N/7S		7/8"	22	5,70				14
		1099N/9S		1.1/8"	-	5,70				
	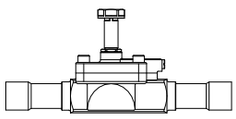	1078N/9S		1.1/8"	-	10				1
		1079N/11S		1.3/8"	35	10				
活塞先导式 Piston pilot operated	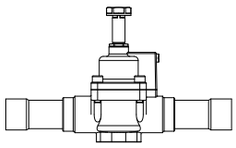	1098N/9S	HF2 HF3 HM2 HM3 HM4 CM2	1.1/8"	-	10	45	-40	+120	1
		1099N/11S		1.3/8"	35	10				

(1) : 可与电磁阀相配的线圈系列
(1) : coils that can be fit the valves

HC

工作原理 Operating principle	图纸 Drawing	部件号 Part Number	线圈类型 Coil Type (1)	ODS 连接直径 Connections ODS Ø [in.]	ODS 连接直径 Connections ODS Ø [mm]	Kv [m³/h]	PS [bar]	TS [°C] 最小 Min	TS [°C] 最大 Max	包装件数 Package pcs
直动式 Direct acting	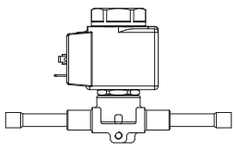	1028EX/2A6	HM2(EX)	1/4"	-	0,15	45	-40	+130	24
		1028EX/2A6.E		1/4"	-	0,23				
		1028EX/3A6		3/8"	-					
		1028EX/M10A6		-	10					
隔膜先导式 Diaphragm pilot operated	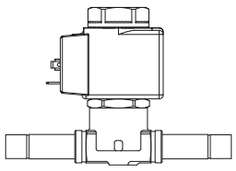	1068EX/3A6	HM2(EX)	3/8"	-	0,80	45	-40	+120	24
		1068EX/M10A6		-	10					
		1068EX/M12A6		-	12					
		1068EX/4A6		1/2"	-					
	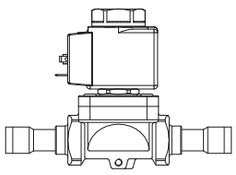	1078EX/M12A6		-	12	2,20				17
		1078EX/4A6		1/2"	-					
		1078EX/5A6		5/8"	16	2,61				
		1079EX/7A6		7/8"	22	2,61				
	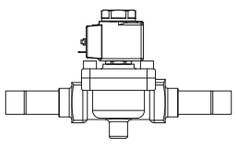	1098EX/7A6		7/8"	22	5,70				14
		1099EX/9A6		1.1/8"	-	5,70				
	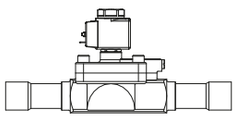	1078EX/9A6		1.1/8"	-	10				1
		1079EX/11A6		1.3/8"	35	10				
活塞先导式 Piston pilot operated	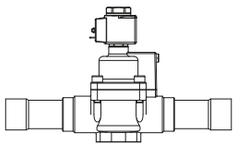	1098EX/9A6	HM2(EX)	1.1/8"	-	10	45	-40	+120	1
		1099EX/11A6		1.3/8"	35	10				

(1) : 安装在电磁阀上的线圈
(1) : coils mounted on valves

图纸 Drawing	线圈类型 Coil Type	部件号 Part Number	电压 Voltage [V]	频率 Frequency [Hz]	功率 Power [W]	注释 Note	包装件数 Package pcs
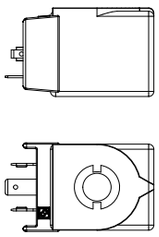	HM2	9100EX/RA2	24	50/60	8	符合 ATEX 防爆指令，可在防爆 2 区使用 ATEX approval for use in EX Zone 2	90
		9100EX/RA4	110				
		9100EX/RA6	220/230				
		9100EX/RA7	240				
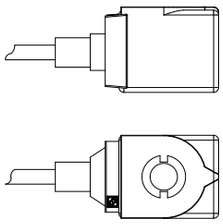	CM2 (1)	9110/RA2	24	50/60	8	-	10
		9110/RA4	110				
		9110/RA6	220/230				
		9110/RA7	240				
		9110EX/RA2	24	50/60	8	符合 ATEX 防爆指令，可在防爆 2 区使用 ATEX approval for use in EX Zone 2	10
		9110EX/RA4	110				
		9110EX/RA6	220/230				
		9110EX/RA7	240				
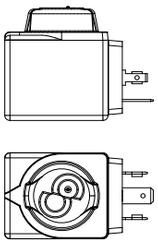	HF2	9300/RA2	24	50/60	8	-	30
		9300/RA4	110				
		9300/RA6	220/230				
		9300/RA7	240				

注释：
Note:
(1) 电缆长度 1 m
(1) Cable length 1 mm

图纸 Drawing	部件号 Part Number	防护等级 Degree of protection	电缆长度 Cable lenght [m]	注释 Note	包装件数 Package pcs
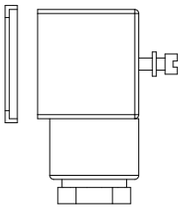	9150/R02	IP 65	-		240
	9150EX/R02	IP 65	-	符合 ATEX 防爆指令，可在防爆 2 区使用 ATEX approval for use in EX Zone 2	240
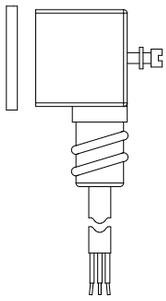	9900/X66	IP 65	1	-	100
	9900/X84		1,5	-	1
	9900/X73		2	-	80
	9900/X55		3	-	80
	9900/X54		5	-	50

图纸 Drawing	部件号 Part Number	连接方式 Connections ODS Ø [in.]	Ø [mm]	Kv [m³/h]	压差 Differential pressure [bar] (1)	PS [bar]	TS [°C] 最小 Min	最大 Max	包装件数 Package pcs
紫铜 ODS 连接直通 / STRAIGHT WITH COPPER ODS CONNECTIONS /									
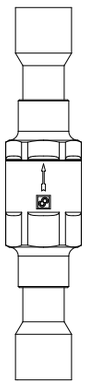	3132N/2 (2)	1/4"	-	0,5	0,1	45	-40	+150	25
	3132N/3 (2)	3/8"	-	1,5					25
	3132N/M10 (2)	-	10	1,5					25
	3132N/M12 (2)	-	12	1,8					16
	3132N/4 (2)	1/2"	-	1,8					16
	3132N/5 (2)	5/8"	16	3,3					16
	3132N/M18 (2)	-	18	5					21
	3132N/6 (2)	3/4"	-	5					21
	3132N/7 (2)	7/8"	22	5					21
	3133N/2 (2)	1/4"	-	0,5	0,3	45	-40	+150	25
	3133N/3 (2)	3/8"	-	1,5					25
	3133N/M10 (2)	-	10	1,5					25
	3133N/M12 (2)	-	12	1,8					16
	3133N/4 (2)	1/2"	-	1,8					16
	3133N/5 (2)	5/8"	16	3,3					16
	3133N/M18 (2)	-	18	5					21
	3133N/6 (2)	3/4"	-	5					21
	3133N/7 (2)	7/8"	22	5					21
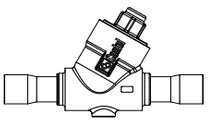	3144N/7	7/8"	22	8,1	0,04	45	-40	+150	15
	3144N/M28	-	28	10,4					14
	3144N/9	1.1/8"	-	10,4					14
	3145N/7	7/8"	22	8,1	0,3	45	-40	+150	15
	3145N/M28	-	28	10,4					14
	3145N/9	1.1/8"	-	10,4					14
紫铜 ODS 连接直角弯头 / RIGHT ANGLE WITH COPPER ODS CONNECTIONS /									
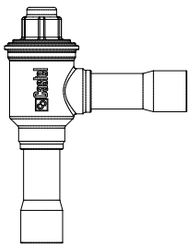	3184N/7	7/8"	22	9	0,04	45	-40	+150	14
	3184N/M28	-	28	19					1
	3184N/9	1.1/8"	-	19					1
	3185N/7	7/8"	22	9	0,3	45	-40	+150	14
	3185N/M28	-	28	19					1
	3185N/9	1.1/8"	-	19					1

(1): 阀门完全打开时需要的最小压差。
(1): minimum pressure at which the valve is completely open.

(2) 产品无库存
(2) Product running out of stock

HC

NEW 2017

紫铜 ODS 连接直通 / STRAIGHT WITH COPPER ODS CONNECTIONS /

图纸 Drawing	部件号 Part Number	连接方式 Connections ODS Ø [in.]	Ø [mm]	Kv [m³/h]	压差 Differential pressure [bar] (1)	PS [bar]	TS [°C] 最小 Min	最大 Max	包装件数 Package pcs
	3132W/2 N	1/4"	-	0,5	0,04	45	-40	+150	25
	3132W/3 N	3/8"	-	1,5					25
	3132W/M10 N	-	10	1,5					25
	3132W/M12 N	-	12	1,8					16
	3132W/4 N	1/2"	-	1,8					16
	3132W/5 N	5/8"	16	3,3					16
	3132W/M18 N	-	18	5					21
	3132W/6 N	3/4"	-	5					21
	3132W/7 N	7/8"	22	5					21
	3133W/2 N	1/4"	-	0,5	0,3	45	-40	+150	25
	3133W/3 N	3/8"	-	1,5					25
	3133W/M10 N	-	10	1,5					25
	3133W/M12 N	-	12	1,8					16
	3133W/4 N	1/2"	-	1,8					16
	3133W/5 N	5/8"	16	3,3					16
	3133W/M18 N	-	18	5					21
	3133W/6 N	3/4"	-	5					21
	3133W/7 N	7/8"	22	5					21

(1): 阀门完全打开时需要的最小压差。
(1): minimum pressure at which the valve is completely open.

湿度视液镜
MOISTURE INDICATORS

图纸 Drawing	部件号 Part Number	连接方式 Connections ODS Ø [in.]	Ø [mm]	PS [bar]	TS [°C] 最小 Min	最大 Max	包装件数 Package pcs
	3940/2	1/4"	-	45	-40	+120	42
	3940/3	3/8"	-				42
	3940/M10	-	10				42
	3940/M12	-	12				42
	3940/4	1/2"	-				42
	3940/5	5/8"	16				42
	3940/M18	-	18				42
	3940/6	3/4"	-				42
	3940/7	7/8"	22				42
	3940/9	1.1/8"	-				11

干燥过滤器，100% 分子筛 - 符合 ATEX 防爆指令，可在防爆 2 区使用
SOLID CORE FILTER DRIERS 100% MOLECULAR SIEVES - ATEX conformity for use in EX Zone 2

图纸 Drawing	部件号 Part Number	国际代码 International code	连接方式 Connections				标称容积 Nominal volume [cm³]	PS [bar]	TS [°C]		包装件数 Package pcs
			ODS		ODM				最小 Min	最大 Max	
			Ø [in.]	Ø [mm]	Ø [in.]	Ø [mm]					
	4303EX/2S	032S	1/4"	-	3/8"	-	50	45	-40	+80	45
	4305EX/3S	053S	3/8"	-	1/2"	-	80				34
	4305EX/M10S	-	-	10		12	80				34
	4308EX/3S	083S	3/8"	-	1/2"	-	130				24
	4308EX/M10S	-	-	10	-	12	130				24
	4308EX/M12S	-	-	12	-	14	130				24
	4308EX/4S	084S	1/2"	-	5/8"	16	130				24
	4316EX/3S	163S	3/8"	-	1/2"	-	250				28
	4316EX/M10S	-	-	10	-	12	250				28
	4316EX/M12S	-	-	12	-	14	250				28
	4316EX/4S	164S	1/2"	-	5/8"	16	250				28
	4316EX/5S	165S	5/8"	16	3/4"	-	250				28
	4330EX/4S	304S	1/2"	-	5/8"	16	500				12
	4330EX/5S	305S	5/8"	16	3/4"	-	500				12
	4330EX/7S	307S	7/8"	-	1.1/8"	-	500				12
	4330EX/9S	309S	1.1/8"	-	1.3/8"	-	500				12
	4375EX/7S	757S	7/8"	-	1.1/8"	-	1340	24			1
	4375EX/9S	759S	1.1/8"	-	1.3/8"	-	1340				1

HC

贮液器阀门
RECEIVER VALVES

图纸 Drawing	部件号 Part Number	连接方式 Connections		Kv [m³/h]	PS [bar]	TS [°C]		包装件数 Package pcs
		SAE 扩口 SAE Flare	NPT			最小 Min	最大 Max	
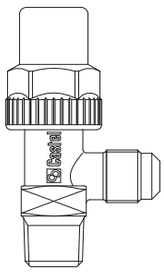	6110N/22	1/4"	1/4"	0,44	45	-40	+150	20
	6110N/33	3/8"	3/8"	1,35				20
	6110N/43	1/2"	3/8"	2,4				20

球阀
BALL VALVES

图纸 Drawing	部件号 Part Number	连接方式 Connections		球端口直径 Ball port Ø [mm]	Kv [m³/h]	PS [bar]	TS [°C]		包装件数 Package pcs
		ODS							
		Ø [in.]	Ø [mm]				最小 Min	最大 Max	
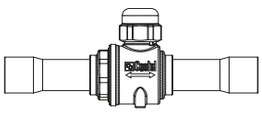	6570N/M6	–	6	10	0,8	45	-40	+150	25
	6570N/2	1/4"	–	10	0,8				25
	6570N/3	3/8"	–	10	3				25
	6570N/M10	–	10	10	3				25
	6570N/M12	–	12	10	5				25
	6570N/4	1/2"	–	10	5				25
	6570N/5	5/8"	16	15	17				16
	6570N/M18	–	18	15	17				16
	6570N/6	3/4"	–	15	17				16
	6570N/7	7/8"	22	19	29				21
	6570N/M28	–	28	25	51				16
	6570N/9	1.1/8"	–	25	51				16

HC

图纸 Drawing	部件号 Part Number	说明 Description	适用于： Suitable for:	注释 Note
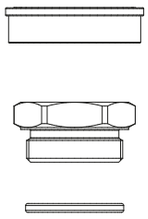	9150/R87	螺母	水份 – 液体指示器类型 3740V/..	无库存
		保护盖		
		螺母/主体 O 形圈		
		Pre-assembled nut	Moisture-liquid indicators type 3740V/..	running out of stock
		Protection cap		
		Nut/body O Ring		

HC

CO_2 制冷剂
CO_2 REFRIGERANTS

(R744)

带可互换阀芯的电磁膨胀阀
SOLENOID EXPANSION VALVES WITH INTERCHANGEABLE ORIFICE

iCastel.it

图纸 Drawing	部件号 Part Number	阀芯型号 Orifice type	连接方式 Connections 入口 In Ø [in.]	入口 In Ø [mm]	出口 Out Ø [in.]	出口 Out Ø [mm]	Kv [m³/h]	PS [bar]	TS [°C] 最小 min	TS [°C] 最大 max	包装件数 Package pcs
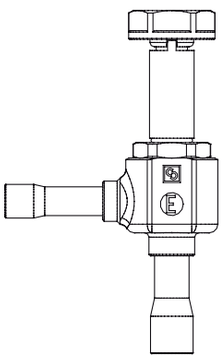	2028E/3S01	01	3/8"	-	1/2"	-	0,010	80	-50	+100	17
	2028E/M10S01		-	10	-	12					17
	2028E/3S02	02	3/8"	-	1/2"	-	0,017				17
	2028E/M10S02		-	10	-	12					17
	2028E/3S03	03	3/8"	-	1/2"	-	0,023				17
	2028E/M10S03		-	10	-	12					17
	2028E/3S04	04	3/8"	-	1/2"	-	0,043				17
	2028E/M10S04		-	10	-	12					17
	2028E/3S05	05	3/8"	-	1/2"	-	0,065				17
	2028E/M10S05		-	10	-	12					17
	2028E/3S06	06	3/8"	-	1/2"	-	0,113				17
	2028E/M10S06		-	10	-	12					17
	2028E/4S07	07	1/2"	-	5/8"	-	0,200				
	2028E/M12S07		-	12	-	16					17

注释：
Note:
(1) 额定冷量基于：
- 蒸发温度 Tevap = -25 °C
- 冷凝温度 = +0 °C
- 阀前制冷剂液体温度 Tliq = -4 °C

(1) Rated capacities are based on:
- Evaporating temperature Tevap = -25 °C
- Condensing temperature Tcond = +0 °C
- Refrigerant liquid temperature ahead of valve Tliq = -4 °C

阀芯（流口组件）
ORIFICE ASSEMBLIES

iCastel.it

图纸 Drawing	部件号 Part Number	阀芯型号 Orifice type	额定冷量 (1) Rated capacity (1) [kW] R744	包装件数 Package pcs
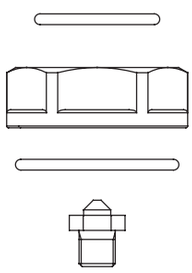	9150E/R63	01	2,8	10
	9150E/R64	02	5,5	
	9150E/R65	03	6,4	
	9150E/R66	04	10,5	
	9150E/R67	05	17,9	
	9150E/R68	06	24,8	
	9150E/R69	07	39,4	

CO_2

线圈
COILS

图纸 Drawing	线圈类型 Coil Type	部件号 Part Number	电压 Voltage [V]	频率 Frequency [Hz]	功率 Power [W]	包装件数 Package pcs
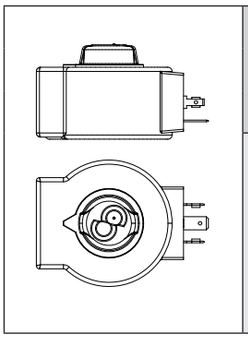	HF3	9320/RA6	220/230	50/60	12	18
		9320/RD1	12 D.C.	-	20	18
		9320/RD2	24 D.C.			18

接头
CONNECTORS

图纸 Drawing	部件号 Part Number	防护等级 Degree of protection	电缆长度 Cable lenght [m]	包装件数 Package pcs
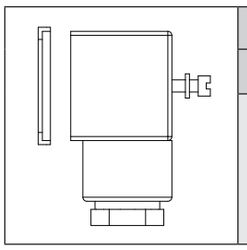	9150/R02	IP 65	-	240
	9900/X66		1	100

图纸 Drawing	部件号 Part Number	电压 Voltage [V]	频率 Frequency [Hz]	T 升压 T boost [msec]	功率 Power		包装件数 Package pcs
					工作 working [W]	启动 start [W]	
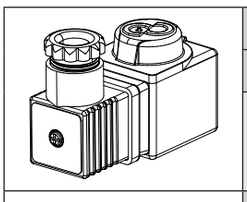	9910/RD1	12 VDC	-	130	3	50	12
	9910/RD2	24 VDC	-	130	5	50	12
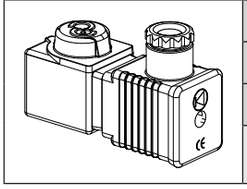	9910/RA2	24VAC	50/60	200	7	50	12
	9910/RA6	220VAC	50/60	200	7	50	12
	9910/RA7	240VAC	50/60	200	7	50	12

常闭电磁阀 ODS 连接，不带线圈
N.C. SOLENOID VALVES ODS CONNECTIONS WITHOUT COILS

工作原理 Operating principle	图纸 Drawing	部件号 Part Number	线圈类型 Coil Type (1)	ODS 连接直径 Connections ODS Ø		Kv [m³/h]	PS [bar]	TS [°C]		包装件数 Package pcs
				[in.]	[mm]			最小 min	最大 max	
直动式 Direct acting	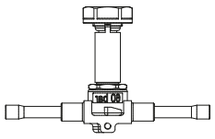	1028EL/2S	HF3 (HM3)	1/4"	-	0,15	60	-40	+130	24
		1028EL/2S.E		1/4"	-	0,23				24
		1028EL/3S		3/8"	-					24
		1028EL/M10S		-	10					24
活塞先导式 Piston pilot operated	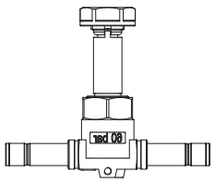	1038EL/3S	HF3 (HM3)	3/8"	-	1,00	60	-40	+130	24
		1038EL/M10S		-	10					24
		1038EL/M12S		-	12					24
		1038EL/4S		1/2"	-					24
	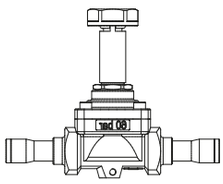	1048EL/M12S	HF3 (HM3)	-	12	2,40	60	-40	+130	14
		1048EL/4S		1/2"	-					14
		1048EL/5S		5/8"	16	3,00				14

(1) : 可与电磁阀相配的线圈系列
(1) : coils that can be fit the valves

线圈
COILS

图纸 Drawing	线圈类型 Coil Type	部件号 Part Number	电压 Voltage [V]	频率 Frequency [Hz]	功率 Power [W]	包装件数 Package pcs
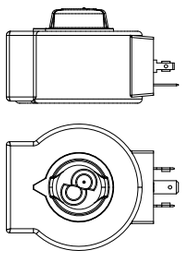	HF3	9320/RA6	220/230	50/60	12	18
		9320/RD1	12 D.C.	-	20	18
		9320/RD2	24 D.C.			18

接头
CONNECTORS

图纸 Drawing	部件号 Part Number	防护等级 Degree of protection	电缆长度 Cable lenght [m]	包装件数 Package pcs
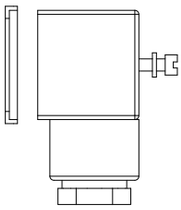	9150/R02	IP 65	-	240
	9900/X66		1	100

图纸 Drawing	部件号 Part Number	电压 Voltage [V]	频率 Frequency [Hz]	T 升压 T boost [msec]	功率 Power		包装件数 Package pcs
					工作 working [W]	启动 start [W]	
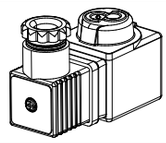	9910/RD1	12 VDC	-	130	3	50	12
	9910/RD2	24 VDC	-	130	5	50	12
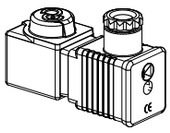	9910/RA2	24VAC	50/60	200	7	50	12
	9910/RA6	220VAC	50/60	200	7	50	12
	9910/RA7	240VAC	50/60	200	7	50	12

安全阀
SAFETY VALVES

图纸 Drawing	部件号 Part Number	连接方式 Connections		流通截面积 Orifice section [mm²]	排量系数 Kd Discharge coefficient Kd	压力设置范围 Set pressure range [bar]	PS [bar]	TS [°C]		包装件数 Package pcs
		入口 IN	出口 OUT					最小 min	最大 max	
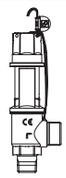	3030/88C	1" NPT	1.1/4" G	298	0,83	8→50	55	-40	+150	8
	3030/66C	3/4" NPT	3/4" G	113	0,9					15
	3030/44C	1/2" NPT	3/4" G	113	0,9					15
	3030/44G (1)	1/2″ G	3/4″ G	113	0,9	8→50				15
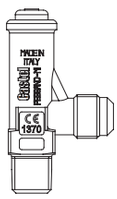	3060/46C	1/2" NPT	3/4" G	78,5	0,93	9→50	55	-40	+120	24
	3060/36C	3/8" NPT	3/4" G	78,5	0,92					24
	3060/45C	1/2" NPT	5/8" SAE	70,9	0,45					45
	3060/34C	3/8" NPT	1/2" SAE	38,5	0,69					45
	3060/33C	3/8" NPT	3/8" SAE	38,5	0,63					45
	3060/24C	1/4" NPT	1/2" SAE	38,5	0,69					45
	3060/23C	1/4" NPT	3/8" SAE	38,5	0,63					45
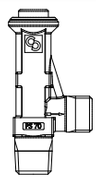	3061/2C	1/4" NPT	3/8" G	44,2	0,89	11→60	70	-50	+120	18
	3061/3C	3/8" NPT	1/2" G	44,2	0,89					18
	3061/4C	1/2" NPT	1/2" G	44,2	0,89					18
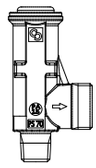	3065/4C	1/2" NPT	1" G	132,7	0,87	11→60	70	-50	+120	24
	3065/6C	3/4" NPT	1" G	132,7	0,87					24

(1) 按要求供应产品。
(1) Product on request.

安全阀用切换阀
CHANGEOVER VALVES

图纸 Drawing	部件号 Part Number	配有接头 Supplied connections	对应安全阀 Designed for valve	连接方式 Connections		Kv [m³/h]	PS [bar]	TS [°C]		包装件数 Package pcs
				入口 IN	出口 OUT			最小 min	最大 max	
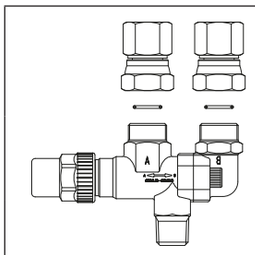	3032E/33	3039/3	3060/33C 3060/34C 3060/36C 3061/3C	3/8" NPT	3/8" NPT	2,5	120	-40	+120	14
	3032E/44	3039/4	3060/45C 3060/46C 3061/4C	1/2" NPT	1/2" NPT	3,3				14
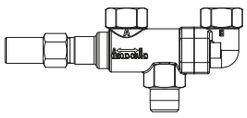	3032E/64	-	3030/44C 3065/4C	3/4" NPT	1/2" NPT	9	120	-40	+150	15
	3032E/66	-	3030/66C 3065/6C	3/4" NPT	3/4" NPT	9				15
	3032E/88	-	3030/88C	1" NPT	1" NPT	14,5				1
	3032E/108	-		1.1/4" NPT	1" NPT	20				1

切换阀的接头对
COUPLE OF CONNECTIONS FOR CHANGEOVER VALVES

图纸 Drawing	部件号 Part Number	连接方式 Connections	材质 Materials	包装件数 Package pcs
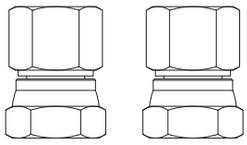	3039/3	3/8" NPT-F	镀锌钢 Zinc plated steel	25
	3039/4	1/2" NPT-F		25
	3039/30T	3/8" NPT-F	不锈钢/黄铜 Stainless steel/Brass	25
	3039/40T	1/2" NPT-F		25

CO_2

安全阀用球关闭阀
BALL SHUT OFF VALVES

图纸 Drawing	部件号 Part Number	连接方式 Connections	Kv [m³/h]	PS [bar]	TS [°C]		包装件数 Package pcs
		NPT			最小 min	最大 max	
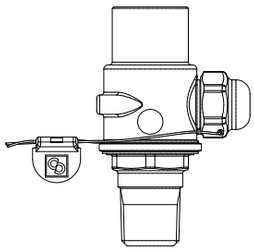	3064E/22	1/4"	2,5	80	-40	+150	20
	3064E/33	3/8"	5				20
	3064E/44	1/2"	10				24
	3064E/88	1"	20				14

阀门 3033E/.. ; 3063/E/.. 无库存
Valves 3033E/.. ; 3063/E/.. running out of stock

NPT 活接头
UNIONS

图纸 Drawing	部件号 Part Number	连接方式 Connections		PS [bar]	包装件数 Package pcs
		NPT	ODS Ø [mm]		
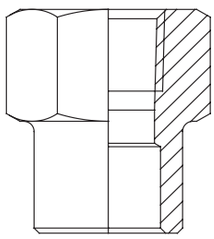	3035/2	1/4"	12	120	100
	3035/3	3/8"	18		100
	3035/4	1/2"	22		60
	3035/6	3/4"	28		30
	3035/8	1"	35		20
	3035/10	1.1/4"	42		6

CO_2

图纸 Drawing	部件号 Part Number	连接方式 Connections			最小开启压差 Minimum Opening Pressure Differential [bar]	Kv [m³/h]	PS [bar]	TS [°C]		包装件数 Package pcs
		ODS		W						
		Ø [in.]	Ø [mm]	Ø [mm]				最小 min	最大 max	
ODS 铜接头 / WITH COPPER ODS CONNECTIONS /										
	3132E/2 (2)	1/4"	-	-	0,1	0,5	80	-40	+140	25
	3132E/3 (2)	3/8"	-	-		1,5				25
	3132E/M10 (2)	-	10	-		1,5				25
	3132E/M12 (2)	-	12	-		1,8				16
	3132E/4 (2)	1/2"	-	-		1,8				16
	3132E/5 (2)	5/8"	16	-		3,3				16
	3132E/M18 (2)	-	18	-		5				21
	3132E/6 (2)	3/4"	-	-		5				21
	3132E/7 (2)	7/8"	22	-		5				21
	3133E/2 (2)	1/4"	-	-	0,3	0,5	80	-40	+140	25
	3133E/3 (2)	3/8"	-	-		1,5				25
	3133E/M10 (2)	-	10	-		1,5				25
	3133E/M12 (2)	-	12	-		1,8				16
	3133E/4 (2)	1/2"	-	-		1,8				16
	3133E/5 (2)	5/8"	16	-		3,3				16
	3133E/M18 (2)	-	18	-		5				21
	3133E/6 (2)	3/4"	-	-		5				21
	3133E/7 (2)	7/8"	22	-		5				21
ODS 铜制加强接头 (K65) / WITH REINFORCED COPPER ODS CONNECTIONS (K65) /										
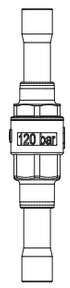	3137E/2 (2)	1/4"	-	-	0,3	0,5	120	-40	+140	25
	3137E/3 (2)	3/8"	-	-		1,5				25
	3137E/4 (2)	1/2"	-	-		1,8				16
	3137E/5 (2)	5/8"	16	-		3,3				16
不锈钢接头 / WITH STAINLESS STEEL CONNECTIONS /										
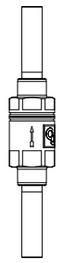	3138E/M10 (2)	-	-	10	0,3	1,5	140	-40	+140	25
	3138E/M12 (2)	-	-	12		1,8				16
	3138E/M16 (2)	-	-	16		3,3				16

(1): 阀门完全打开时需要的最小压力差。
(1): minimum pressure at which the valve is completely open.

(2) 产品无库存
(2) Product running out of stock

NEW 2017

图纸 Drawing	部件号 Part Number	连接方式 Connections			最小开启压差 Minimum Opening Pressure Differential [bar]	Kv [m³/h]	PS [bar]	TS [°C]		包装件数 Package pcs
		ODS		W						
		Ø [in.]	Ø [mm]	Ø [mm]				最小 min	最大 max	
ODS 铜接头 / WITH COPPER ODS CONNECTIONS /										
	3132EW/2	1/4"	-	-	0,04	0,5	80	-40	+150	25
	3132EW/3	3/8"	-	-		1,5				25
	3132EW/M10	-	10	-		1,5				25
	3132EW/M12	-	12	-		1,8				16
	3132EW/4	1/2"	-	-		1,8				16
	3132EW/5	5/8"	16	-		3,3				16
	3132EW/M18	-	18	-		5				21
	3132EW/6	3/4"	-	-		5				21
	3132EW/7	7/8"	22	-		5				21
	3133EW/2	1/4"	-	-	0,3	0,5	80	-40	+150	25
	3133EW/3	3/8"	-	-		1,5				25
	3133EW/M10	-	10	-		1,5				25
	3133EW/M12	-	12	-		1,8				16
	3133EW/4	1/2"	-	-		1,8				16
	3133EW/5	5/8"	16	-		3,3				16
	3133EW/M18	-	18	-		5				21
	3133EW/6	3/4"	-	-		5				21
	3133EW/7	7/8"	22	-		5				21
ODS 铜制加强接头 (K65) / WITH REINFORCED COPPER ODS CONNECTIONS (K65) /										
	3137EW/2	1/4"	-	-	0,3	0,5	120	-40	+150	25
	3137EW/3	3/8"	-	-		1,5				25
	3137EW/4	1/2"	-	-		1,8				16
	3137EW/5	5/8"	16	-		3,3				16
不锈钢接头 / WITH STAINLESS STEEL CONNECTIONS /										
	3138EW/M10	-	-	10	0,3	1,5	140	-40	+150	25
	3138EW/M12	-	-	12		1,8				16
	3138EW/M16	-	-	16		3,3				16

(1): 阀门完全打开时需要的最小压力差。
(1): minimum pressure at which the valve is completely open.

CO_2

图纸 Drawing	部件号 Part Number	连接方式 Connections			最小开启压差 Minimum Opening Pressure Differential [bar]	Kv [m³/h]	PS [bar]	TS [°C]		包装件数 Package pcs
		ODS		W						
		Ø [in.]	Ø [mm]	Ø [mm]				最小 min	最大 max	
ODS 铜接头 / WITH COPPER ODS CONNECTIONS /										
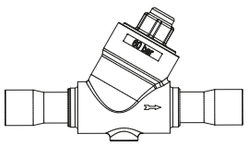	3145EL/7	7/8"	22	-	0,3	8,1	60	-40	+140	15
	3145EL/M28	-	28			10,4				8
	3145EL/9	1.1/8"	-			10,4				8
	3145EL/11	1.3/8"	35			15,6				8
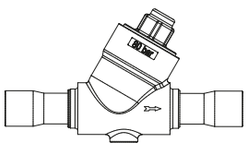	3145E/7	7/8"	22	-	0,3	8,1	80	-40	+140	15
	3145E/M28	-	28			10,4				8
	3145E/9	1.1/8"	-			10,4				8
	3145E/11	1.3/8"	35			15,6				8
ODS 铜制加强接头 (K65) / WITH REINFORCED COPPER ODS CONNECTIONS (K65) /										
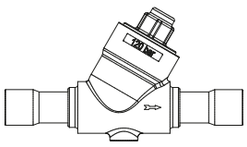	3147E/7	7/8"	22	-	0,3	8,1	120	-40	+140	15
	3147E/9	1.1/8"	-			10,4				8
	3147E/11	1.3/8"	35			15,6				8
不锈钢接头 / WITH STAINLESS STEEL CONNECTIONS /										
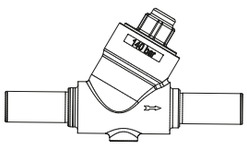	3148E/M22	-	-	22	0,3	8,1	140	-40	+140	15
	3148E/M28	-	-	28		10,4				8
	3148E/M35	-	-	33,4		15,6				8

(1): 阀门完全打开时需要的最小压力差。
(1): minimum pressure at which the valve is completely open.

图纸 Drawing	部件号 Part Number	连接方式 Connections			最小开启压差 Minimum Opening Pressure Differential [bar]	Kv [m³/h]	PS [bar]	TS [°C]		包装件数 Package pcs
		ODS		W						
		Ø [in.]	Ø [mm]	Ø [mm]				最小 min	最大 max	
ODS 铜接头 / WITH COPPER ODS CONNECTIONS /										
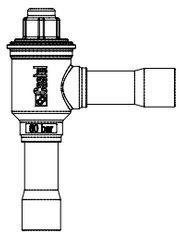	3185EL/7	7/8"	22	–	0,3 (1)	9	60	-40	150	14
	3185EL/M28	–	28	–		19				1
	3185EL/9	1.1/8"	–	–		19				1
	3185EL/11	1.3/8"	35	–		29				1
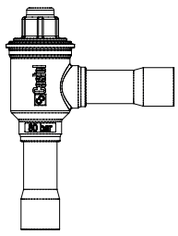	3185E/7	7/8"	22	–	0,3 (1)	9	80	-40	150	14
	3185E/M28	–	28	–		19				1
	3185E/9	1.1/8"	–	–		19				1
	3185E/11	1.3/8"	35	–		29				1
ODS 铜制加强接头 (K65) / WITH REINFORCED COPPER ODS CONNECTIONS (K65) /										
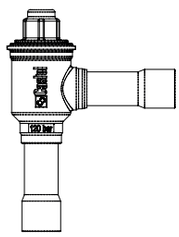	3187E/7	7/8"	22	–	0,3 (1)	9	120	-40	150	14
	3187E/9	1.1/8"	–	–		19				1
	3187E/11	1.3/8"	35	–		29				1
不锈钢接头 / WITH STAINLESS STEEL CONNECTIONS /										
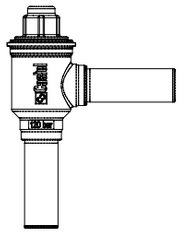	3188E/M22	–	–	22	0,3 (1)	9	120	-40	150	14
	3188E/M28	–	–	28		19				1
	3188E/M35	–	–	33,4		29				1

(1): 阀门完全打开时需要的最小压力差。
(1): minimum pressure at which the valve is completely open.

蒸发压力调节阀
EVAPORATING PRESSURE REGULATORS

图纸 Drawing	部件号 Part number	连接方式 Connections			压力调节范围 Regulation range [bar]	Kv [m³/h]	PS [bar]	TS [°C]		包装件数 Package pcs
		SAE 扩口 SAE Flare	ODS [in.]	ODS [mm]				最小 Min	最大 Max	
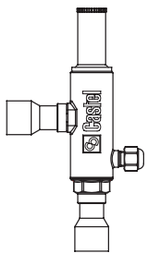	3335EL/M12S	-	-	12	12 - 36	2,7	45	-40	+ 110	15
	3335EL/4S	-	1/2"	-						15
	3335EL/5S	-	5/8"	16						15
	3335EL/7S	-	7/8"	22						8

湿度视液镜
MOISTURE INDICATORS

图纸 Drawing	部件号 Part Number	连接方式 Connections			PS [bar]	TS [°C]		包装件数 Package pcs
		ODS		W				
		Ø [in.]	Ø [mm]	Ø [mm]		最小 min	最大 max	
ODS 铜接头 / WITH COPPER ODS CONNECTIONS /								
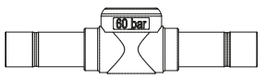	3940EL/M6	-	6	-	60	-40	+120	42
	3940EL/2	1/4"	-	-				42
	3940EL/3	3/8"	-	-				42
	3940EL/M10	-	10	-				42
	3940EL/M12	-	12	-				42
	3940EL/4	1/2"	-	-				42
	3940EL/5	5/8"	16	-				42
	3940EL/M18	-	18	-				42
	3940EL/6	3/4"	-	-				42
	3940EL/7	7/8"	22	-				42
	3940EL/M28	-	28	-				17
	3940EL/9	1.1/8"	-	-				17

图纸 Drawing	部件号 Part Number	连接方式 Connections			PS [bar]	TS [°C]		包装件数 Package pcs
		ODS		W				
		Ø [in.]	Ø [mm]	Ø [mm]		最小 min	最大 max	
ODS 铜接头 / WITH COPPER ODS CONNECTIONS /								
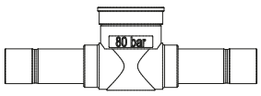	3740E/M6	-	6	-	80	-40	+120	42
	3740E/2	1/4"	-	-				42
	3740E/3	3/8"	-	-				42
	3740E/M10	-	10	-				42
	3740E/M12	-	12	-				42
	3740E/4	1/2"	-	-				42
	3740E/5	5/8"	16	-				42
	3740E/M18	-	18	-				42
	3740E/6	3/4"	-	-				42
	3740E/7	7/8"	22	-				42
	3740E/M28	-	28	-				17
	3740E/9	1.1/8"	-	-				17
ODS 铜制加强接头 (K65) / WITH REINFORCED COPPER ODS CONNECTIONS (K65) /								
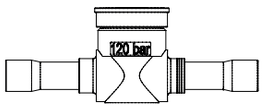	3747E/2	1/4"	-	-	120	-40	+120	42
	3747E/3	3/8"	-	-				42
	3747E/4	1/2"	-	-				42
	3747E/5	5/8"	16	-				42
	3747E/6	3/4"	-	-				42
	3747E/7	7/8"	22	-				42
	3747E/9	1.1/8"	-	-				17
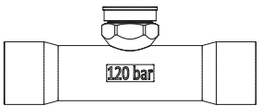	3777E/11	1.3/8"	35	-				17
不锈钢接头 / WITH STAINLESS STEEL CONNECTIONS /								
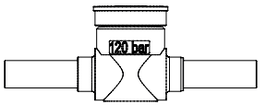	3748E/M6	-	-	6	120	-40	+120	42
	3748E/M10	-	-	10				42
	3748E/M12	-	-	12				42
	3748E/M16	-	-	16				42
	3748E/M18	-	-	18				42
	3748E/M22	-	-	22				42
	3748E/M28	-	-	28				17

干燥过滤器，100% 分子筛，带水份指示器 - 焊接接头
SOLID CORE FILTER DRIERS 100% MOLECULAR SIEVES, WITH MOISTURE INDICATOR - SOLDER CONNECTIONS

图纸 Drawing	部件号 Part Number	国际代码 International code	连接方式 Connections				标称容积 Nominal volume [cm³]	PS [bar]	TS [°C]		包装件数 Package pcs
			ODS		ODM						
			Ø [in.]	Ø [mm]	Ø [in.]	Ø [mm]			最小 min	最大 max	
	4108E/3S	083S	3/8"	-	1/2"	-	130	52	-40	+80	24
	4108E/M10S	-	-	10	-	12					24
	4108E/M12S	-	-	12	-	14					24
	4108E/4S	084S	1/2"	-	5/8"	16					24
	4116E/M12S	-	-	12	-	14	250				14
	4116E/4S	164S	1/2"	-	5/8"	16					14
	4116E/5S	165S	5/8"	16	3/4"	-					14

干燥过滤器，100% 分子筛
SOLID CORE FILTER DRIERS 100% MOLECULAR SIEVES

图纸 Drawing	部件号 Part Number	国际代码 International code	连接方式 Connections				标称容积 Nominal volume [cm³]	PS [bar]	TS [°C]		包装件数 Package pcs
			ODS		ODM						
			Ø [in.]	Ø [mm]	Ø [in.]	Ø [mm]			最小 min	最大 max	
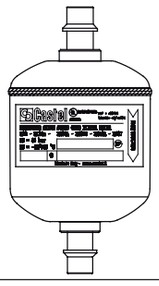	4303E/2S	032S	1/4"	-	3/8"	-	50	60	-40	+80	45
	4303E/3S	032S	1/4"	-	3/8"	-	50				45
	4305E/2S	053S	3/8"	-	1/2"	-	80				34
	4305E/3S	053S	3/8"	-	1/2"	-	80				34
	4305E/M10S	-	-	10	-	12	80				34

CO_2

干燥过滤器，滤芯可换 - 钢接头
FILTER DRIERS WITH REPLACEABLE SOLID CORE - STEEL CONNECTIONS

图纸 Drawing	部件号 Part Number		连接方式 Connections			滤芯类型 Cores	滤芯数量 N° of cores	标称容积 Nominal volume [cm³]	PS [bar]	TS [°C]		包装件数 Package pcs
	螺纹盖 Threaded cover	盲盖 Blind cover	ODS		W					最小 min	最大 max	
			Ø [in.]	Ø [mm]	Ø [mm]							
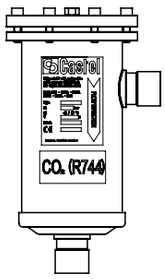	4411E/5AF	4411E/5BF	5/8"	16	21,3	4490/B	1	800	62	-40	+80	1
	4411E/7AF	4411E/7BF	7/8"	22	26,9							1
	4411E/9AF	4411E/9BF	1.1/8"	-	33,7							1
	4411E/11AF	4411E/11BF	1.3/8"	35	42,4							1
	4411E/13AF	4411E/13BF	1.5/8"	-	48,3							1
	4411E/M42AF	4411E/M42BF	-	42	48,3							1
	4411E/17AF	4411E/17BF	2.1/8"	54	60,3							1
	4412E/7AF	4412E/7BF	7/8"	22	26,9		2	1600				1
	4412E/9AF	4412E/9BF	1.1/8"	-	33,7							1
	4412E/11AF	4412E/11BF	1.3/8"	35	42,4							1
	4412E/13AF	4412E/13BF	1.5/8"	-	48,3							1
	4412E/M42AF	4412E/M42BF	-	42	48,3							1
	4412E/17AF	4412E/17BF	2.1/8"	54	60,3							1

滤芯
CARTRIDGES

图纸 Drawing	部件号 Part Number	脱水部分 Dehydrating charge	滤芯数量 N° of cores	适用于过滤器 Suitable for filter	包装件数 Package pcs
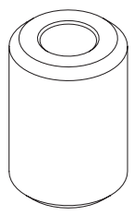	4490/B (1)	100% 分子筛 100% Molecular sieve	800	4411E/_AF-BF 4412E/_AF_BF	15
	4490/AB (1)	80% 分子筛 + 20% 活性氧化铝 80% Molecular sieve + 20% activated alumina	800	4411E/_AF-BF 4412E/_AF_BF	15

注释：
Note:
(1) 供货时不包括垫片备件
(1) Supplied without cover gasket as spare part

CO_2

机械滤芯
MECHANICAL BLOCKS

图纸 Drawing	部件号 Part Number	过滤面积 Filtering surface [cm²]	适用于过滤器 Suitable for filter	包装件数 Package pcs
	4495/C	820	4411E/_AF + 9150/R57	15

油过滤器
STRAINERS

图纸 Drawing	部件号 Part Number	连接方式 Connections				过滤面积 Filtering surface [cm²]	Kv [m³/h]	PS [bar]	TS [°C]		包装件数 Package pcs
		ODS		ODM							
		Ø [in.]	Ø [mm]	Ø [in.]	Ø [mm]				最小 min	最大 max	
	4520E/M10	-	10	-	12	58	2,4	60	-40	+80	34
	4520E/M12	-	12	-	14		3,4				34
	4520E/5	5/8"	16	3/4"	-		3,4				34

CO_2

NEW 2017

ODS 铜制加强接头 (K65) / WITH REINFORCED COPPER ODS CONNECTIONS (K65) /

图纸 Drawing	部件号 Part Number	连接方式 Connections ODS Ø [in.]	过滤面积 Filtering surface [cm²]	筛孔 Mesh-opening [mm]	Kv [m³/h]	PS [bar]	TS [°C] 最小 min	TS [°C] 最大 max	包装件数 Package pcs
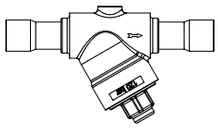	4727E/3 N	3/8"	10	0,200	2	120	-40	+140	15
	4727E/4 N	1/2"	10		2,5				15
	4727E/5 N	5/8"	10		3				15
	4727E/7	7/8"	18		6				15
	4727E/9	1.1/8"	18		6				8
	4727E/11	1.3/8"	31		7				8

不锈钢接头 / WITH STAINLESS STEEL CONNECTIONS /

图纸 Drawing	部件号 Part Number	连接方式 Connections ODS W [mm]	过滤面积 Filtering surface [cm²]	筛孔 Mesh-opening [mm]	Kv [m³/h]	PS [bar]	TS [°C] 最小 min	TS [°C] 最大 max	包装件数 Package pcs
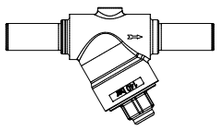	4728E/M10 N	10	10	0,200	2	140	-40	+140	15
	4728E/M12 N	12	10		2,5				15
	4728E/M16 N	16	10		3				15
	4728E/M22	22	18		6				15
	4728E/M28	28	18		6				8
	4728E/M35	35	31		7				8

气密封系统阀门
VALVES FOR HERMETIC SYSTEMS

图纸 Drawing	部件号 Part Number	通路管件（单向加注针阀） Acces fitting SAE 扩口 SAE Flare	连接方式 Connections				Kv [m³/h]	PS [bar]	TS [°C]		包装件数 Package pcs
			SAE 扩口 SAE Flare	ODS					最小 min	最大 max	
				Ø [in.]	Ø [mm]						
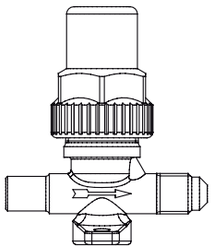	6010E/2	-	1/4"	1/4"	-	-	0,27	120	-40	+130	45
	6012E/22		1/4"	-	1/4"						72

贮液器阀门
RECEIVER VALVES

图纸 Drawing	部件号 Part Number	连接方式 Connections		Kv [m³/h]	PS [bar]	TS [°C]		包装件数 Package pcs
		SAE 扩口 SAE Flare	NPT			最小 min	最大 max	
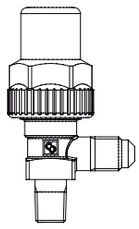	6110E/22	1/4"	1/4"	0,44	120	-40	+130	90
	6110E/33	3/8"	3/8"	1,35				90
	6110E/44	1/2"	1/2"	3,4				90
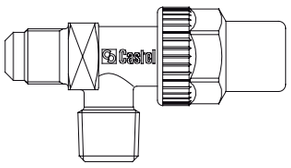	6120E/22	1/4"	1/4"	0,44	120	-40	+130	90
	6120E/33	3/8"	3/8"	1,35				90
	6120E/44	1/2"	1/2"	3,4				90

CO_2

图纸 Drawing	部件号 Part Number	连接方式 Connections			Kv [m³/h]	PS [bar]	TS [°C]		包装件数 Package pcs
		SAE 扩口 SAE Flare	ODS						
			Ø [in.]	Ø [mm]			最小 min	最大 max	
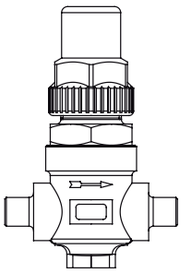	6420E/2	-	1/4"	-	0,4	120	-40	+130	45
	6420E/3	-	3/8"	-	1				45
	6420E/3S3	3/8" - OUT	3/8" - IN	-	1				45
	6420E/4	-	1/2"	-	1,45				

图纸 Drawing	部件号 Part Number	连接方式 Connections			球端口直径 Ball port Ø [mm]	Kv [m³/h]	PS [bar]	TS [°C]		包装件数 Package pcs
		ODS		W						
		Ø [in.]	Ø [mm]	Ø [mm]				最小 min	最大 max	
ODS 铜接头 / WITH COPPER ODS CONNECTIONS /										
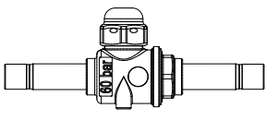	6570EL/M6	–	6	–	10	0,8	60	-40	+150	25
	6570EL/2	1/4"	–	–						25
	6570EL/3	3/8"	–	–		3				25
	6570EL/M10	–	10	–						25
	6570EL/M12	–	12	–		5				25
	6570EL/4	1/2"	–	–						25
	6570EL/5	5/8"	16	–	15	17				16
	6570EL/M18	–	18	–						16
	6570EL/6	3/4"	–	–						16
	6570EL/7	7/8"	22	–	19	29				21
	6570EL/M28	–	28	–	25	51				16
	6570EL/9	1.1/8"	–	–						16
	6590EL/11	1.3/8"	35	–	32	86	60	-40	-150	5
	6590EL/13	1.5/8"	–	–	38	117				10
	6590EL/M42	–	42	–						10
	6590EL/17	2.1/8"	54	–	50	214				1
	6570E/M6	–	6	–	10	0,8	80	-40	+150	25
	6570E/2	1/4"	–	–						25
	6570E/3	3/8"	–	–		3				25
	6570E/M10	–	10	–						25
	6570E/M12	–	12	–		5				25
	6570E/4	1/2"	–	–						25
	6570E/5	5/8"	16	–	15	17				16
	6570E/M18	–	18	–						16
	6570E/6	3/4"	–	–						16
	6570E/7	7/8"	22	–	19	29				21
	6570E/M28	–	28	–	25	51				16
	6570E/9	1.1/8"	–	–						16
	6590E/11	1.3/8"	35	–	32	86	80	-40	-150	5
	6590E/13	1.5/8"	–	–	38	117				10
	6590E/M42	–	42	–						10
	6590E/17	2.1/8"	54	–	50	214				1

图纸 Drawing	部件号 Part Number	连接方式 Connections			球端口直径 Ball port Ø [mm]	Kv [m³/h]	PS [bar]	TS [°C]		包装件数 Package pcs
		ODS		W						
		Ø [in.]	Ø [mm]	Ø [mm]				最小 min	最大 max	
ODS 铜制加强接头 (K65) / WITH REINFORCED COPPER ODS CONNECTIONS (K65) /										
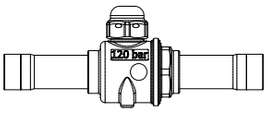	6577E/2	1/4"	–	–	10	0,8	120	-40	+150	25
	6577E/3	3/8"	–	–		3				25
	6577E/4	1/2"	–	–		5				25
	6577E/5	5/8"	16	–	15	17				16
	6577E/6	3/4"	–	–						16
	6597E/7	7/8"	22	–	19	29				17
	6597E/9	1.1/8"	–	–	25	51				14
	6597E/11	1.3/8"	35	–	32	86				5
	6597E/13	1.5/8"	–	–	38	117				5
	6597E/17	2.1/8"	54	–	50	214				1
不锈钢接头 / WITH STAINLESS STEEL CONNECTIONS /										
	6578E/M6	–	–	6	10	0,8	140	-40	+150	25
	6578E/M10	–	–	10		3				25
	6578E/M12	–	–	12		5				25
	6578E/M16	–	–	16	15	17				16
	6578E/M18	–	–	18						16
	6598E/M22	–	–	22	19	29				17
	6598E/M28	–	–	28	25	51				14
	6598E/M35	–	–	33,4	32	86				5
	6598E/M42	–	–	42,2	38	117				5

iCastel.it

图纸 Drawing	部件号 Part Number	对应球阀 Designed for valve	旋转角 Rotation angle	扭矩 Torque [Nm]	运行时间 Running time [sec]	电压 Voltage [V]	频率 Frequency [Hz]	功率 Power [W]	环境温度 Ambient temperature [°C] 最小 min	最大 max	防护等级 Degree of protection	包装件数 Package pcs
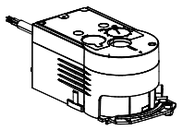	9700/RA2 (1)	6570EL/3; 6570EL/M10 6570EL/M12; 6570EL/4 6570EL/5; 6570EL/M18 6570EL/6; 6570EL/7 6570EL/M28; 6570EL/9 6570E/3; 6570E/M10 6570E/M12; 6570E/4; 6570E/5; 6570E/M18 6570E/6; 6570E/7 6570E/M28; 6570E/9 6577E/3; 6577E/4 6577E/5; 6577E/6 6578E/M10 6578E/M12; 6578E/M16 6578E/M18 6590E/3; 6590E/M10 6590E/M12; 6590E/4 6590E/5; 6590E/M18 6590E/6; 6590E/7 6590E/M28; 6590E/9 6597E/3; 6597E/4 6597E/5; 6597E/6 6597E/7; 6597E/9 6598E/M10; 6598E/M12 6598E/M16; 6598E/M18 6598E/M22; 6598E/M28	90°	10	60	24	50/60	4,8	-20	+55	IP 54	1
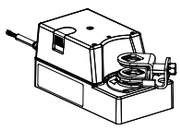	9700/RA6 (2)	6570EL/7; 6570EL/M28 6570EL/9 6570E/7; 6570E/M28 6570E/9 6590E/7; 6590E/M28; 6590E/9 6597E/7; 6597E/9 6598E/M22; 6598E/M28	90°	10	60	230	50/60	2,9	-20	+55	IP 54	1

(1) 电气接线：2 点开关输出（开/关）或连续输出 (0 ÷ 10V)
(1) Wiring connections : switching output 2 points (open/close) or continous output (0 ÷ 10V)

(2) 电气接线：2 点开关输出（开/关）
(2) Wiring connections : switching output 2 points (open/close)

CO_2

球阀用电动驱动装置
ACTUATORS

NEW 2017

iCastel.it

图纸 Drawing	部件号 Part Number	对应球阀 Designed for valve	旋转角 Rotation angle	扭矩 Torque [Nm]	运行时间 Running time [sec]	电压 Voltage [V]	频率 Frequency [Hz]	功率 Power [W]	环境温度 Ambient temperature [°C] 最小 min	环境温度 Ambient temperature [°C] 最大 max	防护等级 Degree of protection	包装件数 Package pcs
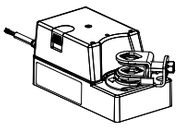	9720/RA2 (1)	6590EL/11 ; 6590EL/13 ; 6590EL/M42 ; 6590EL/17 6590E/11 ; 6590E/13 ; 6590E/M42 ; 6590E/17 6597E/11 ; 6597E/13 6598E/M35 ; 6598E/M42	90°	30	120	24	50/60	2,4	-20	+55	IP 54	1
	9720/RA6 (2)	6590EL/11 ; 6590EL/13 ; 6590EL/M42 ; 6590EL/17 6590E/11 ; 6590E/13 ; 6590E/M42 ; 6590E/17 6597E/11 ; 6597E/13 6598E/M35 ; 6598E/M42	90°	30	120	230	50/60	3,7	-20	+55	IP 54	1
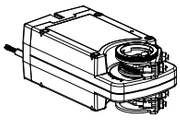	9730/RA2 (1)	6597E/17 N	90°	60	150	24	50/60	9	-30	+55	IP 54	1
	9730/RA6 (2)	6597E/17 N	90°	60	150	230	50/60	8	-30	+55	IP 54	1

(1) 电气接线：2 点开关输出（开/关）或连续输出 (0 ÷ 10V)
(1) Wiring connections : switching output 2 points (open/close) or continous output (0 ÷ 10V)

(2) 电气接线：2 点开关输出（开/关）
(2) Wiring connections : switching output 2 points (open/close)

辅助开关装置
AUXILIARY SWITCH UNITS

iCastel.it

图纸 Drawing	部件号 Part Number	对应电动驱动装置 Designed for actuator	触点类型 Contact type [Nm]	最大负载 Max loading [A]	环境温度 Ambient temperature [°C] 最小 min	环境温度 Ambient temperature [°C] 最大 max	防护等级 Degree of protection	包装件数 Package pcs
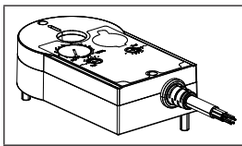	9750/X01	9700/RA2	双 Double	5	-20	+55	IP 54	1
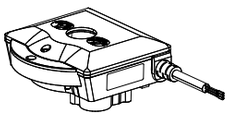	9750/X02	9700/RA6 9720/RA2 9720/RA6	双 Double	5	-20	+55	IP 54	1

CO_2

NEW 2017

iCastel.it

图纸 Drawing	部件号 Part Number	对应电动驱动装置 Designed for actuator	对应球阀 Designed for valve	注释 Note	包装件数 Package pcs
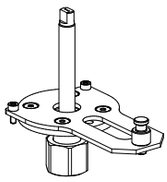	9901/X30	9700/RA2 (10 Nm ; 24 V)	6570EL/3 ; 6570EL/M10 ; 6570EL/M12 ; 6570EL/4 ; 6570EL/5 ; 6570EL/M18 ; 6570EL/6 6570E/3 ; 6570E/M10 ; 6570E/M12 ; 6570E/4 ; 6570E/5 ; 6570E/M18 ; 6570E/6 6577E/3 ; 6577E/4 ; 6577E/5 ; 6577E/6 6578E/M10 ; 6578E/M12 ; 6578E/M16 ; 6578E/M18	-	1
	9901/X29	9700/RA2 (10 Nm ; 24 V)	6590E/3 ; 6590E/M10 ; 6590E/M12 ; 6590E/4 ; 6590E/5 ; 6590E/M18 ; 6590E/6 6597E/3 ; 6597E/4 ; 6597E/5 ; 6597E/6 6598E/M10 ; 6598E/M12 ; 6598E/M16 ; 6598E/M18	阀门无库存 Valves running out of stock	1
	9901/X27	9700/RA2 (10 Nm ; 24 V)	6570EL/7 ; 6570EL/M28 ; 6570EL/9 6570E/7 ; 6570E/M28 ; 6570E/9	-	1
	9901/X21	9700/RA2 (10 Nm ; 24 V)	6590E/7 ; 6590E/M28 ; 6590E/9 (1) 6597E/7 ; 6597E/9 6598E/M22 ; 6598E/M28	(1) 阀门无库存 (1) Valves running out of stock	1
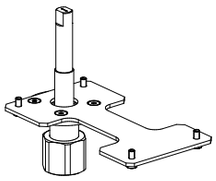	9901/X28	9700/RA6 (10 Nm ; 230 V)	6570EL/7 ; 6570EL/M28 ; 6570EL/9 6570E/7 ; 6570E/M28 ; 6570E/9	-	1
	9901/X22	9700/RA6 (10 Nm ; 230 V)	6590E/7 ; 6590E/M28 ; 6590E/9 (1) 6597E/7 ; 6597E/9 6598E/M22 ; 6598E/M28	(1) 阀门无库存 (1) Valves running out of stock	1
	9901/X23	9720/RA2 ; 9720/RA6 (30 Nm ; 230 V)	6590EL/11 ; 6590EL/13 ; 6590EL/M42 6590E/11 ; 6590E/13 ; 6590E/M42 6597E/11 ; 6597E/13 6598E/M35 ; 6598E/M42	-	1
	9901/X38	9720/RA2 ; 9720/RA6	6590EL/17 ; 6590E/17	-	1
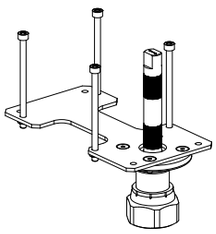	9901/X39 N	9730/RA2 ; 9730/RA6	6597E/17	-	1

iCastel.it

图纸 Drawing	部件号 Part Number	连接方式 Connections ODS Ø [in.]	连接方式 Connections ODS Ø [mm]	扭矩 Torque [Nm]	运行时间 Running time [sec]	功率 Power [W]	球端口直径 Ball port Ø [mm]	Kv [m³/h]	PS [bar]	TS [°C] 最小 min	TS [°C] 最大 max	包装件数 Package pcs
ODS 铜接头 / WITH COPPER ODS CONNECTIONS /												
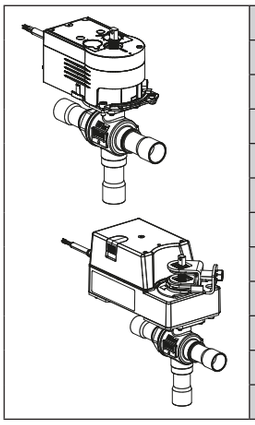	6690EM/7A2 (2)	7/8"	22	10	60	4,8	19	10,7	80	-40	+150	1
	6690EM/7A6 (3)					2,9						1
	6690EM/M28A2 (2)	–	28	10	60	4,8	24	15,9				1
	6690EM/M28A6 (3)					2,9						1
	6690EM/9A2 (2)	1.1/8"	–	10	60	4,8	24	15,9				1
	6690EM/9A6 (3)					2,9						1
	6690EM/11A2 (2)	1.3/8"	35	30	120	2,4	28	20,3	80	-40	+150	1
	6690EM/11A6 (3)					3,7						1
	6690EM/13A2 (2)	1.5/8"	–	30	120	2,4	37	38,5				1
	6690EM/13A6 (3)					3,7						1
	6690EM/M42A2 (2)	–	42	30	120	2,4	37	38,5				1
	6690EM/M42A6 (3)					3,7						1
ODS 铜制加强接头 (K65) / WITH REINFORCED COPPER ODS CONNECTIONS (K65) /												
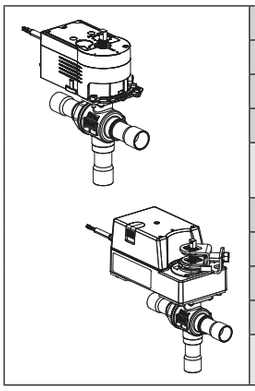	6697EM/7A2 (2)	7/8"	22	10	60	4,8	19	10,7	120	-40	+150	1
	6697EM/7A6 (3)					2,9						1
	6697EM/9A2 (2)	1.1/8"	–	10	60	4,8	24	15,9				1
	6697EM/9A6 (3)					2,9						1
	6697EM/11A2 (2)	1.3/8"	35	30	120	2,4	28	20,3	120	-40	+150	1
	6697EM/11A6 (3)					3,7						1
	6697EM/13A2 (2)	1.5/8"	–	30	120	2,4	37	38,5				1
	6697EM/13A6 (3)					3,7						1

(1): 带电动驱动装置和装配板
(1): with actuator and mounting plate

备注/Nota (2)
- 电压 = 24 V
- 频率 = 50/60 Hz
- 防护等级 = IP 54
- 旋转角 = 90 °
- 电气接线：2 点开关输出（开/关）或连续输出 (0 ÷ 10V)

- Voltage = 24 V
- Frequency = 50/60 Hz
- Degree of protection = IP 54
- Rotation angle = 90°
- Wiring connections : switching output 2 points (open/close) or continous output (0 ÷ 10V)

备注/Nota(3)
- 电压 = 230 V
- 频率 = 50/60 Hz
- 防护等级 = IP 54
- 旋转角 = 90 °
- 电气接线：2 点开关输出（开/关）

- Voltage = 230 V
- Frequency = 50/60 Hz
- Degree of protection = IP 54
- Rotation angle = 90°
- Wiring connections : switching output 2 points (open/close)

CO_2

iCastel.it

图纸 Drawing	部件号 Part Number	连接方式 Connections ODS Ø [in.]	连接方式 Connections ODS Ø [mm]	扭矩 Torque [Nm]	运行时间 Running time [sec]	功率 Power [W]	球端口直径 Ball port Ø [mm]	Kv [m³/h]	PS [bar]	TS [°C] 最小 min	TS [°C] 最大 max	包装件数 Package pcs
不锈钢接头 / WITH STAINLESS STEEL CONNECTIONS /												
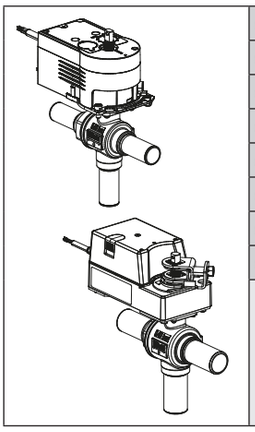	6698EM/M22A2 (2)	22		10	60	4,8	19	10,7	140	-40	+150	1
	6698EM/M22A6 (3)					2,9						1
	6698EM/M28A2 (2)	28		10	60	4,8	24	15,9				1
	6698EM/M28A6 (3)					2,9						1
	6698EM/M35A2 (2)	33,4		30	120	2,4	28	20,3	140	-40	+150	1
	6698EM/M35A6 (3)					3,7						1
	6698EM/M42A2 (2)	42,2		30	120	2,4	37	38,5				1
	6698EM/M42A6 (3)					3,7						1

(1): 带电动驱动装置和装配板
(1): with actuator and mounting plate

备注/Nota(2)
- 电压 = 24 V
- 频率 = 50/60 Hz
- 防护等级 = IP 54
- 旋转角 = 90 °
- 电气接线：2 点开关输出（开/关）或连续输出 (0 ÷ 10V)

- Voltage = 24 V
- Frequency = 50/60 Hz
- Degree of protection = IP 54
- Rotation angle = 90°
- Wiring connections : switching output 2 points (open/close)
  or continous output (0 ÷ 10V)

备注/Nota(3)
- 电压 = 230 V
- 频率 = 50/60 Hz
- 防护等级 = IP 54
- 旋转角 = 90 °
- 电气接线：2 点开关输出（开/关）

- Voltage = 230 V
- Frequency = 50/60 Hz
- Degree of protection = IP 54
- Rotation angle = 90°
- Wiring connections : switching output 2 points (open/close)

湿度视液镜的部件和备件
ACCESSORIES AND SPARE PARTS FOR MOISTURE INDICATORS

部件号 Part Number	说明 Description	适用于: Suitable for:	注释 Note
9150/R88	螺母	指示器类型 3740E/.. ; 3747E/.. ; 3748E/.. ; 3777E/11	
	保护盖		
	螺母/主体 O 形圈		
	Pre-assembled nut	Indicators type 3740E/.. ; 3747E/.. ; 3748E/.. ; 3777E/11	
	Protection cap		
	Nut/body O Ring		

带可更换滤芯的干燥过滤器的部件和备件
ACCESSORIES AND SPARE PARTS FOR FILTER DRIERS WITH REPLACEABLE SOLID CORE

部件号 Part Number	说明 Description	适用于: Suitable for:	注释 Note
003319	弹簧 Spring	过滤器类型: Filters type: 4411E/_ ; 4412E/_	
111134	1/4" NPT 螺纹盖 1/4 " NPT threaded cover		
111135	盖垫片 Cover gasket		
9150/R92	包装 8 螺丝 M8 x 35 Package 8 screws M8 x 35		
009406	脱水滤芯盖 Dehydrating block top	过滤器类型: Filters type: 4411E/_AF-BF ; 4412E/_AF-BF	
003324	脱水滤芯底 Dehydrating block bottom		
007677	一个滤芯的过滤管 Filtering tube for one block		
9150/R57	脱水滤芯盖和脱水滤芯底 Top and bottom for mechanical block	Per trasformare un filtro tipo: To transform a filter type: 4411E/_AF	

CO_2

HFC / HFO / HC / CO_2 制冷剂
HFC / HFO / HC / CO_2 REFRIGERANTS

(R134a, R22, R32, R404A, R407C, R410A, R507)
(R1234yf, R1234ze, R448A, R449A, R450A, R452A)
(R290, R600, R600a)
(R744)

不锈钢避震管
VIBRATION ABSORBERS

图纸 Drawing	部件号 Part Number	连接方式 Connections		PS [bar]			包装件数 Package pcs
		ODS		TS [°C] -80/+100	TS [°C] +120	TS [°C] +140	
		Ø [in.]	Ø [mm]				
	7690/3 (1)	3/8"	-	45	44	43,5	100
	7690/M10 (1)	-	10	45	44	43,5	100
	7690/M12 (1)	-	12	45	44	43,5	100
	7690/4 (1)	1/2"	-	45	44	43,5	100
	7690/M15 (1)	-	15	45	44	43,5	50
	7690/5 (1)	5/8"	16	45	44	43,5	50
	7690/M18 (1)	-	18	45	44	43,5	50
	7690/6 (1)	3/4"	-	45	44	43,5	50
	7690/7 (1)	7/8"	22	45	44	43,5	25
	7690/M28 (1)	-	28	45	44	43,5	25
	7690/9 (1)	1.1/8"	-	45	44	43,5	25
	7690/11 (2)	1.3/8"	35	45	44	43,5	10
	7690/13 (2)	1.5/8"	-	45	44	43,5	10
	7690/M42 (2)	-	42	45	44	43,5	10
	7690/17 (2)	2.1/8"	54	40	39	38,5	5
	7690/M64 (2)	-	-	35	34,5	34	1
	7690/21 (2)	2.5/8"	67	35	34,5	34	1
	7690/24 (2)	3"	76	35	34,5	34	1
	7690/25 (2)	3.1/8"	80	35	34,5	34	1
	7690/28 (2)	3.1/2"	89	25	24,5	24	1
	7690/34 (2)	4.1/4"	108	25	24,5	24	1

(1) 制冷剂：第 2014/68/EU 号指令第 13 条第 1.a 和 1.b 点规定的第一组和第二组（参考欧盟第 1272/2008 号法规）
(1) Refrigerants: Group 1 and 2 according to Directive 2014/68/EU, Art. 13 part 1.a and 1.b (Ref. to Regulation EC No 1272/2008)

(2) 制冷剂：第 2014/68/EU 号指令第 13 条第 1.b 点规定的第二组（参考欧盟第 1272/2008 号法规）
(2) Refrigerants: Group 2 according to Directive 2014/68/EU, Art. 13 part 1.b (ref. to Regulation EC No 1272/2008)

法兰接头
FLANGE JOINTS

图纸 Drawing	部件号 Part Number	连接方式 Connections		PS [bar]	包装件数 Package pcs
		ODS			
		Ø [in.]	Ø [mm]		
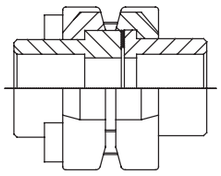	7630/7	7/8"	-	45	18
	7630/9	1.1/8"	-		18
	7630/11	1.3/8"	35		14
	7630/13	1.5/8"	-		14
	7630/M42	-	42		14
	7630/17	2.1/8"	54		6

法兰接头垫圈
GASKETS FOR FLANGE JOINTS

图纸 Drawing	部件号 Part Number	x 法兰接头 x Flange joint	包装件数 Package pcs
	000581	7630/7 ; 7630/9	10
	000618	7630/11	10
	000624	7630/13 ; 7630/M42	10
	000630	7630/17	10

螺纹黄铜管件
THREADED BRASS FITTINGS

图纸 Drawing	部件号 Part Number	国际代码 International code	SAE 扩口 SAE Flare	铜管 Copper Pipe		PS [bar]	包装件数 Package pcs
				Ø [in.]	Ø [mm]		
英制 SAE 扩口螺母 / SAE FLARE NUTS FOR INCH TUBING /							
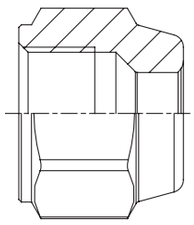	7010/22	NS4-4	1/4"	1/4"	6	45	500
	7010/33	NS4-6	3/8"	3/8"	-		250
	7010/44	NS4-8	1/2"	1/2"	-		200
	7010/55	NS4-10	5/8"	5/8"	16		150
	7010/66	NS4-12	3/4"	3/4"	-		75
	7010/77	NS4-14	7/8"	7/8"	22		40
	7010/88	NS4-16	1"	1"	-		1
SAE 扩口带帽螺母（密封用） / SAE FLARE CAP NUTS /							
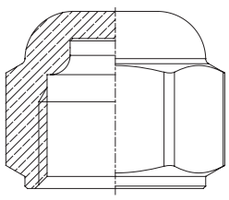	7020/20	N5-4 CAP NUT	1/4"	-	-	120	500
	7020/X02	N5-5 CAP NUT	5/16"	-	-		500
	7020/30	N5-6 CAP NUT	3/8"	-	-		250
	7020/40	N5-8 CAP NUT	1/2"	-	-		200
英制 SAE 扩口缩径螺母 / SAE FLARE REDUCING NUTS FOR INCH TUBING /							
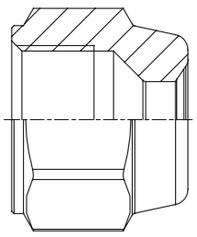	7020/32	NRS4-64	3/8"	1/4"	6	45	250
	7020/43	NRS4-86	1/2"	3/8"	-		200
	7020/54	NRS4-108	5/8"	1/2"	-		150
	7020/65	NRS4-1210	3/4"	5/8"	16		75
	7020/87	NRS4-1614	1"	7/8"	22		10

公英转换 SAE 扩口螺母 / SAE FLARE NUTS FOR METRIC TUBING /

图纸 Drawing	部件号 Part Number	国际代码 International code	SAE 扩口 SAE Flare	铜管 Copper Pipe		PS [bar]	包装件数 Package pcs
				Ø [in.]	Ø [mm]		
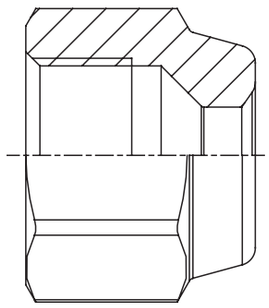	7030/2M5	-	1/4"	-	5	45	250
	7030/3M8	-	3/8"	-	8		250
	7030/3M10	-	3/8"	-	10		250
	7030/4M10	-	1/2"	-	10		200
	7030/4M12	-	1/2"	-	12		200
	7030/X04 (1)	-	1/2"	-	12		200
	7030/4M14	-	1/2"	-	14		200
	7030/5M12	-	5/8"	-	12		150
	7030/5M14	-	5/8"	-	14		150
	7030/6M14	-	3/4"	-	14		75
	7030/6M18	-	3/4"	-	18		75

(1) : 缩减长度 / shortened length /

SAE 扩口双螺母 / SAE FLARE TWIN NUTS /

图纸 Drawing	部件号 Part Number	国际代码 International code	SAE 扩口 SAE Flare	铜管 Copper Pipe		PS [bar]	包装件数 Package pcs
				Ø [in.]	Ø [mm]		
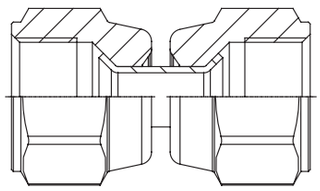	7050/2	US4-4	1/4"	-	-	45	250
	7050/3	US4-6	3/8"	-	-		150
	7050/4	US4-8	1/2"	-	-		100
	7050/5	US4-10	5/8"	-	-		50

SAE 扩口活接头 / SAE FLARE UNIONS /

图纸 Drawing	部件号 Part Number	国际代码 International code	连接方式 Connections		PS [bar]	包装件数 Package pcs
			SAE 扩口 SAE Flare	NPT		
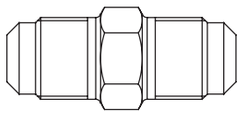	7110/2	U2-4	1/4"	-	120	500
	7110/3	U2-6	3/8"	-		200
	7110/4	U2-8	1/2"	-		150
	7110/5	U2-10	5/8"	-		75
	7110/6	U2-12	3/4"	-		10
	7110/8	U2-16	1"	-		10

异径 SAE 扩口活接头 / REDUCING SAE FLARE UNIONS /

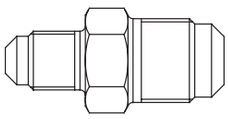	7120/23	UR2-64	1/4" x 3/8"	-	120	25
	7120/24	UR2-84	1/4" x 1/2"	-		25
	7120/34	UR2-86	3/8" x 1/2"	-		25
	7120/35	UR2-106	3/8" x 5/8"	-		25
	7120/45	UR2-108	1/2" x 5/8"	-		25
	7120/46	UR2-128	1/2" x 3/4"	-		10
	7120/56	UR2-1210	5/8" x 3/4"	-		10

SAE 扩口- NPT 活接头 / SAE FLARE - NPT UNIONS /

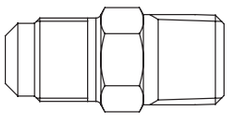	7130/2	U1-4B	1/4"	1/4"	120	400
	7130/3	U1-6C	3/8"	3/8"		200
	7130/4	U1-8D	1/2"	1/2"		100
	7130/6	U1-12F	3/4"	3/4"		10
	7130/8	U1-16H	1"	1"		10

图纸 Drawing	部件号 Part Number	国际代码 International code	连接方式 Connections		PS [bar]	包装件数 Package pcs
			SAE 扩口 SAE Flare	NPT		

SAE 扩口- NPT 异径活接头 / SAE FLARE - NPT REDUCING UNIONS /

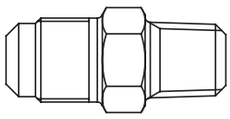	7140/21	U1-4A	1/4"	1/8"	120	500
	7140/32	U1-6B	3/8"	1/4"		100
	7140/34	U1-6D	3/8"	1/2"		50
	7140/43	U1-8C	1/2"	3/8"		50
	7140/54	U1-10D	5/8"	1/2"		25

图纸 Drawing	部件号 Part Number	国际代码 International code	连接方式 Connections						PS [bar]	包装件数 Package pcs
			SAE 扩口 SAE Flare		NPT	气体 GAS	ODS			
			M	F			Ø [in.]	Ø [mm]		

外螺纹 - 内螺纹异径活接头（异径内螺纹） / MALE - FEMALE REDUCING UNIONS (REDUCED FEMALE) /

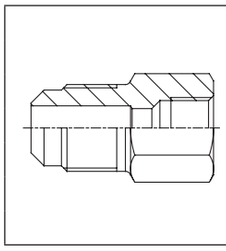

7150/21	U3-4A	1/4"	-	1/8" f	-	-	-	120	500
7150/32	UR3-46	3/8"	1/4"	-	-	-	-	120	250
7150/42	UR3-48	1/2"	1/4"	-	-	-	-		150
7150/43	UR3-68	1/2"	3/8"	-	-	-	-		150
7150/54	UR3-810	5/8"	1/2"	-	-	-	-		150
7150/64	UR3-812	3/4"	1/2"	-	-	-	-		100
7150/65	UR3-1012	3/4"	5/8"	-	-	-	-		10

外螺纹 - 内螺纹异径活接头（异径外螺纹） / MALE - FEMALE REDUCING UNIONS (REDUCED MALE) /

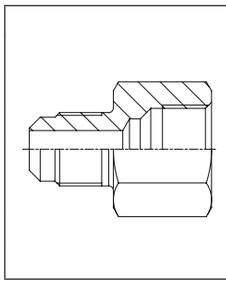

7150/X29	-	-	1/4"	1/8"	-	-	-	120	25
7150/X27	-	-	1/4"	1/4"	-	-	-		25
7150/23	UR3-64	1/4"	3/8"	-	-	-	-	120	200
7150/24	UR3-84	1/4"	1/2"	-	-	-	-		25
7150/34	UR3-86	3/8"	1/2"	-	-	-	-		25
7150/45	UR3-108	1/2"	5/8"	-	-	-	-		200
7150/46	UR3-128	1/2"	3/4"	-	-	-	-		10
7150/56	UR3-1210	5/8"	3/4"	-	-	-	-		100

圆柱形转接头 / CYLINDER ADAPTORS /

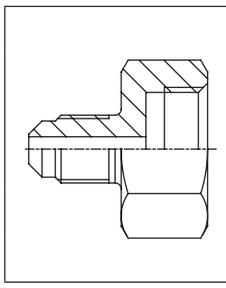

7154/2	-	1/4"	20-14 左螺纹，内螺纹 20-14 left thread, female	45	25
7156/2	-	1/4"	W 21,8-14 右螺纹，内螺纹 W 21,8-14 right thread, female	45	150

外螺纹 - 内螺纹活接头 / MALE - FEMALE UNIONS /

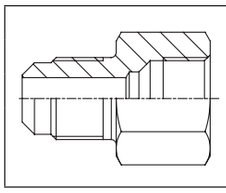

7160/2	-	1/4"	1/4"	-	-	-	-	45	10
7160/3	-	3/8"	3/8"	-	-	-	-		100
7160/4	-	1/2"	1/2"	-	-	-	-		10

活接头 SAE 扩口到 BSP / UNIONS SAE FLARE TO BSP /

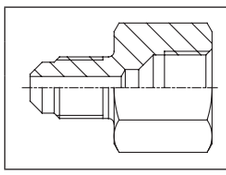

7164/2	-	1/4"	-	-	G1/4" f	-	-	45	300
7166/2	-	-	1/4"	-	G1/4"m	-	-		25

外螺纹 SAE 扩口 - 焊接活接头 / MALE SAE FLARE - SOLDER UNIONS /

图纸 Drawing	部件号 Part Number	国际代码 International code	连接方式 Connections						PS [bar]	包装件数 Package pcs
			SAE 扩口 SAE Flare		NPT	气体 GAS	ODS			
			M	F			Ø [in.]	Ø [mm]		
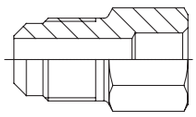	7170/22	US3-44	1/4"	-	-	-	1/4"	-	120	750
	7170/2M8	-	1/4"	-	-	-	-	8		750
	7170/33	US3-66	3/8"	-	-	-	3/8"	-		300
	7170/3M8	-	3/8"	-	-	-	-	8		250
	7170/3M10	-	3/8"	-	-	-	-	10		250
	7170/34	-	3/8"	-	-	-	1/2"	-		200
	7170/44	US3-88	1/2"	-	-	-	1/2"	-		200
	7170/4M12	-	1/2"	-	-	-	-	12		50
	7170/55	US3-1010	5/8"	-	-	-	5/8"	16		100
	7170/6M18	-	3/4"	-	-	-	-	18		10
	7170/65	-	3/4"	-	-	-	5/8"	16		10
	7170/87	-	1"	-	-	-	7/8"	22		10

SAE 扩口 – ODS 焊接 转接头 / FLARE - ODS ADAPTERS /

图纸 Drawing	部件号 Part Number	项目位置 Item position	连接方式 Connections			PS [bar]	包装件数 Package pcs
			SAE 扩口 SAE Flare	ODS			
				Ø [in.]	Ø [mm]		
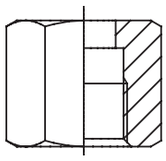 POS.1	9901/X11	1 + 2 + 3	1/4"	-	6	120	10 + 10 + 10
	9901/X12	1 + 2 + 3	3/8"	-	10		10 + 10 + 10
	9901/X13	1 + 2 + 3	1/2"	-	12		10 + 10 + 10
	9901/X14	1 + 2 + 3	5/8"	5/8"	16		5 + 5 + 5
	9901/X15	1 + 2 + 3	3/4"	-	18		5 + 5 + 5
	9901/X16	1 + 2 + 3	1/4"	1/4"	-		10 + 10 + 10
	9901/X17	1 + 2 + 3	3/8"	3/8"	-		10 + 10 + 10
	9901/X18	1 + 2 + 3	1/2"	1/2"	-		10 + 10 + 10
	9901/X19	1 + 2 + 3	3/4″	3/4″	-		5 + 5 + 5
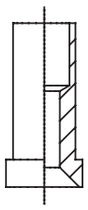 POS.2							
POS.3							

图纸 Drawing	部件号 Part Number	国际代码 International code	连接方式 Connections			PS [bar]	包装件数 Package pcs
			SAE 扩口 SAE Flare		NPT		
			M	F			

SAE 扩口弯头 / SAE FLARE ELBOWS /

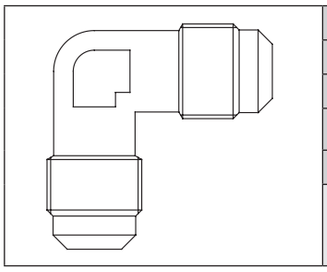

7210/2	E2-4	1/4"	-	-	120	400
7210/3	E2-6	3/8"	-	-		50
7210/4	E2-8	1/2"	-	-		50
7210/5	E2-10	5/8"	-	-		25
7210/6	E2-12	3/4"	-	-		10

SAE 扩口- NPT 弯头 / SAE FLARE - NPT ELBOWS /

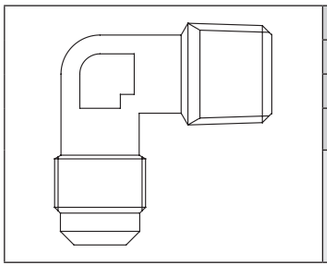

7220/2	E1-4B	1/4"	-	1/4"	120	400
7220/3	E1-6C	3/8"	-	3/8"		50
7220/4	E1-8D	1/2"	-	1/2"		25
7220/6	E1-12F	3/4"	-	3/4"		10

SAE 扩口 - 异径 NPT 弯头 / SAE FLARE - REDUCED NPT ELBOWS /

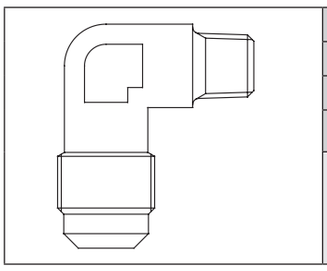

7230/21	E1-4A	1/4"	-	1/8"	120	400
7230/32	E1-6B	3/8"	-	1/4"		50
7230/43	E1-8C	1/2"	-	3/8"		50
7230/54	E1-10D	5/8"	-	1/2"		25

外螺纹- 内螺纹 SAE 扩口弯头 / MALE- FEMALE SAE FLARE ELBOWS /

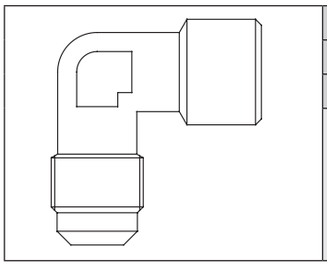

7240/2	-	1/4"	1/4"	-	120	200
7240/3	-	3/8"	3/8"	-		25
7240/4	-	1/2"	1/2"	-		10

图纸 Drawing	部件号 Part Number	国际代码 International code	连接方式 Connections					PS [bar]	包装件数 Package pcs
			SAE 扩口 SAE Flare				NPT		
			(1)	(2)	(3)	(4)	(3)		
SAE 扩口三通 / SAE FLARE TEE /									
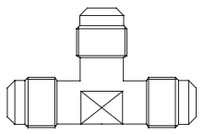	7310/2	T2-4	1/4"	1/4"	1/4"	-	-	120	300
	7310/3	T2-6	3/8"	3/8"	3/8"	-	-		50
	7310/4	T2-8	1/2"	1/2"	1/2"	-	-		25
	7310/5	T2-10	5/8"	5/8"	5/8"	-	-		10
	7310/6	T2-12	3/4"	3/4"	3/4"	-	-		10
SAE 扩口异径三通（两边缩径接头） / SAE FLARE REDUCING TEE (REDUCED SIDE CONNECTIONS) /									
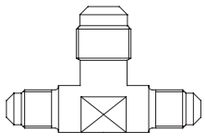	7320/223	TR2-46	1/4"	1/4"	3/8"	-	-	120	25
	7320/334	TR2-68	3/8"	3/8"	1/2"	-	-		50
	7320/445	TR2-810	1/2"	1/2"	5/8"	-	-		25
	7320/556	TR2-1012	5/8"	5/8"	3/4"	-	-		10
SAE 扩口异径三通（中间缩径接头） / SAE FLARE REDUCING TEE (REDUCED CENTRAL CONNECTION) /									
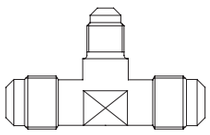	7320/332	TR2-64	3/8"	3/8"	1/4"	-	-	120	25
	7320/443	TR2-86	1/2"	1/2"	3/8"	-	-		25
	7320/554	TR2-108	5/8"	5/8"	1/2"	-	-		10
	7320/665	TR2-1210	3/4"	3/4"	5/8"	-	-		10
SAE 扩口 - NPT 三通（中间锥形 NPT 接头） / SAE FLARE - NPT TEE (TAPER CENTRAL CONNECTION) /									
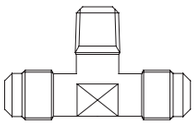	7330/221	T1-4A	1/4"	1/4"	-	-	1/8"	120	300
	7330/222	T1-4B	1/4"	1/4"	-	-	1/4"		25
	7330/332	T1-6B	3/8"	3/8"	-	-	1/4"		25
外螺纹 - 内螺纹 SAE 扩口三通（中间内螺纹接头） / MALE - FEMALE SAE FLARE TEE (FEMALE CENTRAL CONNECTION) /									
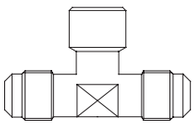	7340/222	T6-4	1/4"	1/4"	1/4"	-	-	120	150
SAE 扩口十字四通接头 / SAE FLARE CROSS /									
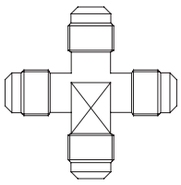	7410/2	C1-4	1/4"	1/4"	1/4"	1/4"	–	120	150

图纸 Drawing	部件号 Part Number	国际代码 International code	连接方式 Connections				PS [bar]	包装件数 Package pcs
			SAE 扩口 SAE Flare	NPT	ODS			
					Ø [in.]	Ø [mm]		
SAE 扩口管塞 / SAE FLARE PLUGS /								
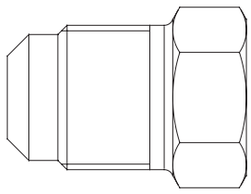	7510/2	P2-4	1/4"	-	-	-	120	25
	7510/3	P2-6	3/8"	-	-	-		25
	7510/4	P2-8	1/2"	-	-	-		10
NPT 管塞 / NPT PLUGS /								
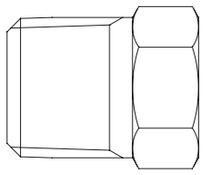	7520/1	121-B-02	-	1/8"	-	-	120	50
	7520/2	121-B-04	-	1/4"	-	-		25
	7520/3	121-B-06	-	3/8"	-	-		25
	7520/4	121-B-08	-	1/2"	-	-		10
	7520/6	121-B-12	-	3/4"	-	-		10
	7520/8	121-B-16	-	1"	-	-		5
紫铜密封帽 / COPPER SEAL CAPS /								
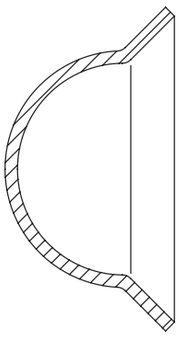	7560/2	B1-4	1/4"	-	-	-	45	100
	7560/3	B1-6	3/8"	-	-	-		100
	7560/4	B1-8	1/2"	-	-	-		100
	7560/5	B1-10	5/8"	-	-	-		100
	7560/6	B1-12	3/4"	-	-	-		100
	7560/7	B1-14	7/8"	-	-	-		50
紫铜垫片（SAE 扩口用） / COPPER GASKETS /								
	7580/2	B2-4	1/4"	-	-	-	-	100
	7580/3	B2-6	3/8"	-	-	-		100
	7580/4	B2-8	1/2"	-	-	-		100
	7580/5	B2-10	5/8"	-	-	-		100
	7580/6	B2-12	3/4"	-	-	-		100

图纸 Drawing	部件号 Part Number	连接方式 Connections									PS [bar]	包装件数 Package pcs
		SAE 扩口 SAE Flare			NPT	ODS		IDS				
		阀芯 Valve core	M	F		Ø [in.]	Ø [mm]	Ø [in.]	Ø [mm]	L [mm]		
直通路管件（单向加注针阀） / STRAIGHT ACCESS FITTINGS /												
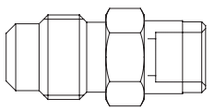	8350/22	1/4"	-	-	-	1/4"	-	3/8"	-	-	120	1000
	8350/X10	1/4"	-	-	-	1/4"	-	-	10	-		
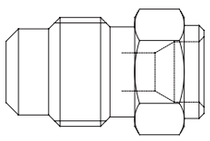	8350/X01	1/4"	-	-	-	-	6	-	-	-	120	1200
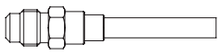	8350/X03	1/4"	-	-	-	-	-	-	6	90	45	300
	8350/X06	1/4"	-	-	-	-	-	1/4"	-	126		300
	8350/X07	1/4"	-	-	-	-	-	1/4"	-	326		100
	8350/X12	1/4"	-	-	-	-	-	-	6	180		100
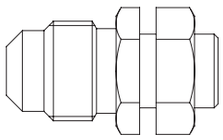	8350/X09	5/16"	-	-	-	1/4"	-	-	-	-	45	50
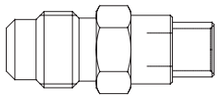	8351/2	1/4"	-	-	-	-	6	-	8 10	-	120	900
	8351/X04	1/4"	-	-	-	-	-	-	6	-		1000
	8351/X05	5/16"	-	-	-	-	-	3/8"	7	-	120	500
	8351/X07	5/16"	-	-	-	-	-	3/8"	6	-		500

图纸 Drawing	部件号 Part Number	连接方式 Connections									PS [bar]	包装件数 Package pcs
		SAE 扩口 SAE Flare			NPT	ODS		IDS				
		阀芯 Valve core	M	F		Ø [in.]	Ø [mm]	Ø [in.]	Ø [mm]	L [mm]		
直通路管件（单向加注针阀） / STRAIGHT ACCESS FITTINGS /												
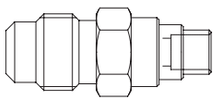	8351/X01	1/4"	-	-	-	-	1/8"	-	6	-	120	800
	8351/X02	1/4"	-	-	-	-	5	1/4″ 5/16″ 3/8″	-	-		1000
	8351/X06	1/4"	-	-	-	-	-	-	6 8 10	-		1000
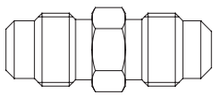	8352/22	1/4"	1/4″	-	-	-	-	-	-	-	120	800
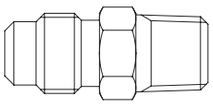	8354/21	1/4"	-	-	1/8"	-	-	-	-	-	120	800
	8354/22	1/4"	-	-	1/4"	-	-	-	-	-		500
	8354/23	1/4"	-	-	3/8"	-	-	-	-	-		200
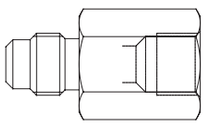	8362/22	1/4"	-	1/4″	-	-	-	-	-	-	120	400

图纸 Drawing	部件号 Part Number	连接方式 Connections					PS [bar]	包装件数 Package pcs
		SAE 扩口 SAE Flare		NPT	IDS			
		阀芯 Valve core	F		Ø [in.]	Ø [mm]		
三通通路管件（单向加注针阀） / TEE ACCESS FITTINGS /								
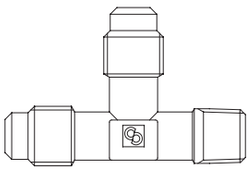	8380/122	1/4"	-	1/8"	-	-	120	300
	8380/222	1/4"	-	1/4"	-	-		
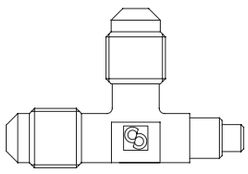	8380/X01	1/4"	-	-	-	6	120	300
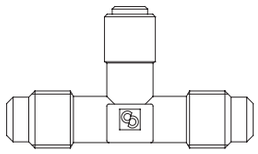	8380/X02	1/4"	-	-	-	7	120	300
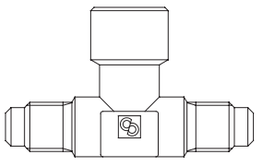	8380/X09	1/4"	1/4"	-	-	-	120	150
三通通路管件（单向加注针阀），带旋转螺母 / TEE ACCESS FITTINGS WITH SWIVEL NUTS /								
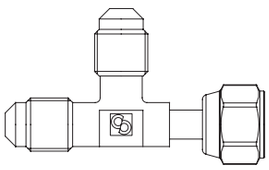	8380/X06	1/4"	1/4"	-	-	-	45	180
	8380/X08	1/4"	1/4"	-	-	-		180

图纸 Drawing	部件号 Part Number	连接方式 Connections					PS [bar]	包装件数 Package pcs
		SAE 扩口 SAE Flare		NPT	IDS			
		阀芯 Valve core	F		Ø [in.]	Ø [mm]		
十字通路管件（单向加注针阀） / CROSS ACCESS FITTINGS /								
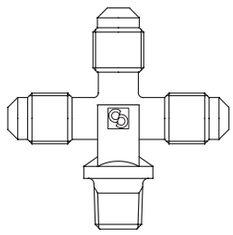	8382/1222	1/4"	-	1/8"	-	-	120	150
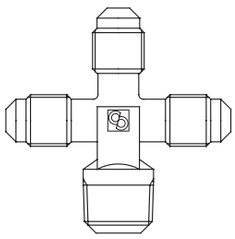	8382/X02	1/4"	-	1/4"	-	-	120	150
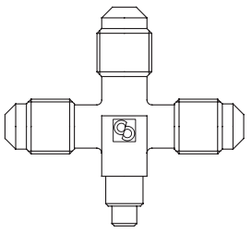	8382/X01	1/4"	-	-	-	7-10	120	200
	8382/X03	1/4"	-	-	-	6		200
十字通路管件（单向加注针阀），带旋转螺母 / CROSS ACCESS FITTINGS WITH SWIVEL NUT /								
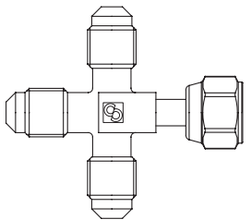	8382/X04	1/4"	1/4"	-	-	-	45	180

图纸 Drawing	部件号 Part Number	连接方式 Connections		静压力 Static pressure [bar]	工作压力 Working pressure [bar]	PS [bar]	TS [°C]		包装件数 Package pcs
		SAE 扩口 SAE Flare							
		M	F				最小 Min	最大 Max	
取芯器（适用所有类型） / CORE REMOVER (FOR ALL TYPES) /									
	8390/A	-	-	-	-	-	-	-	10
带垫片的管帽 / CAPS WITH GASKET /									
	8391/A	1/4″	-	-	-	35	-20	+100	200
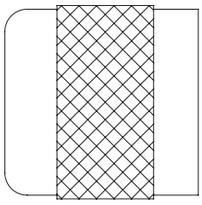	8392/A	1/4″	-	-	-	80	-20	+100	1300
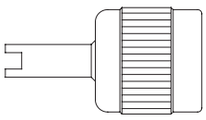	8392/B (1)	1/4″	-	-	-	80	-20	+100	2000

注释：
Note:
(1) 含取出阀芯所需要的扳手
(1) The key needs to remove the valve core

图纸 Drawing	部件号 Part Number	连接方式 Connections SAE 扩口 SAE Flare M	F	静压力 Static pressure [bar]	工作压力 Working pressure [bar]	PS [bar]	TS [°C] 最小 Min	最大 Max	包装件数 Package pcs
备用阀芯 / SPARE VALVE CORES /									
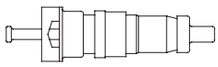	8394/B (1)	-	-	35	30	-	-30	+90	R22 HFC (4)	5000
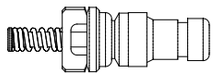	8395/A1 (2)	-	-	90	50	-	-32	+100	R22 HFC (4) HFO (5)	5000
	8395/A3 (2) (3)	-	-	90	50	-	-25	+130	HFC (4) HFO (5) R290, R600, R600a	5000
	8395/A4 (2)	-	-	140	80	-	-35	+120	R744	5000

注释：
Note:
(1) 内弹簧
(2) 外弹簧
(3) 注释： 不能和 R22、矿物油和烷基苯油一起使用

(1) Inside spring
(2) Outside spring
(3) NB: No use with R22 , mineral and alchylbezene oils

(4) : R134a, R32, R404A, R407C, R410A, R507

(5) : R1234yf, R1234ze, R448A, R449A, R450A, R452A

带通路管件（单向加注针阀）的歧管 / MANIFOLDS WITH ACCESS FITTINGS /

	9900/X47	1/4"	-	-	-	45	-	-	1
	9900/X87	1/4"	-	-	-	45	-	-	1
	9900/X81	1/4"	-	-	-	45	-	-	1

GE - ED.01/2017 - SC/EN/

CASTEL CHINA

卡士妥制冷设备（上海）有限公司

Add: Room 403, NO. 473 FUTEXIYI Road, Waigaoqiao Free Trade Zone, Shanghai, 200131, China

地址：上海外高桥保税区富特西一路473号403室

Tel: 86-21-58660585 Fax: 86-21-58660585

Beijing Branch

北京分公司

E-811, Wanda Plaza, Shijingshan, Beijing, 100043, China

100043 北京市石景山区万达广场，E-811

Tel: 86-10-88696628 Fax: 86-10-88685813

E-MAIL: info@castel-china.cn

WEB SITE: www.卡士妥.com www.castel.it

Castel China

CASTEL REFRIGERATION (SHANGHAI) CO., LTD.